

PRODUCT DATASHEET

L 30 W/840

LUMILUX T8 | Tubular fluorescent lamps 26 mm, with G13 bases



AREAS OF APPLICATION

- Public buildings
- Office lighting
- Industry
- Shops
- Supermarkets and department stores
- Street lighting
- Outdoor applications only in suitable luminaires

PRODUCT BENEFITS

- Proven lamp technology
- Good economy thanks to high efficiency
- Available in many different light colors (2,700...8,000 K) for various applications

PRODUCT FEATURES

- Very good lumen maintenance: 90 % throughout the service lifetime of the lamp
- Good color rendering group: 1B (R_a : 80...89)
- Dimmable
- Top-quality three-band phosphor: LUMILUX



TECHNICAL DATA

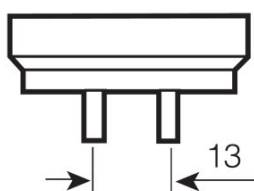
Electrical data

Nominal wattage	30.00 W
Rated lamp efficacy (HF data 25 °C)	Under clarification by authority and standardization body
Rated wattage	30.00 W

Photometrical data

Rated lamp efficacy (standard condition)	80 lm/W
Color rendering index Ra	≥80
Rated luminous flux	2400 lm
Luminous flux at 25 °C	2400 lm
Light color	840
Rated color temperature	4000 K
Nominal luminous flux	2400 lm
Light color (designation)	LUMILUX Cool White
Rated LLMF at 2,000 h	0.96
Rated LLMF at 4,000 h	0.94
Rated LLMF at 6,000 h	0.93
Rated LLMF at 8,000 h	0.91
Rated LLMF at 12,000 h	0.91
Rated LLMF at 16,000 h	0.90
Rated LLMF at 20,000 h	0.89

Dimensions & weight



G13
IEC 7004-51
DIN 49653 T1

Tube diameter	26 mm
Length	895.0 mm
Length with base excl. base pins/connection	895.00 mm
Diameter	26.0 mm
Maximum diameter	26.0 mm

Temperatures & operating conditions

Rated ambient temp.w.max.luminous flux	25.0 °C
---	---------

Lifespan

Service life	16000 h ¹⁾
Lifespan	20000 h ¹⁾
Rated lamp survival factor at 2,000 h	0.99
Rated lamp survival factor at 4,000 h	0.99
Rated lamp survival factor at 6,000 h	0.99
Rated lamp survival factor at 8,000 h	0.99
Rated lamp survival factor at 12,000 h	0.99
Rated lamp survival factor at 16,000 h	0.90
Rated lamp survival factor at 20,000 h	0.50
Operation mode LLMF/LSF	HF
Rated lamp life time	20000 h
Nominal lamp life time	20000 h

¹⁾ With preheat ECG

Additional product data

Base (standard designation)	G13
Mercury content	2.3 mg
Show WEEE picto	Yes

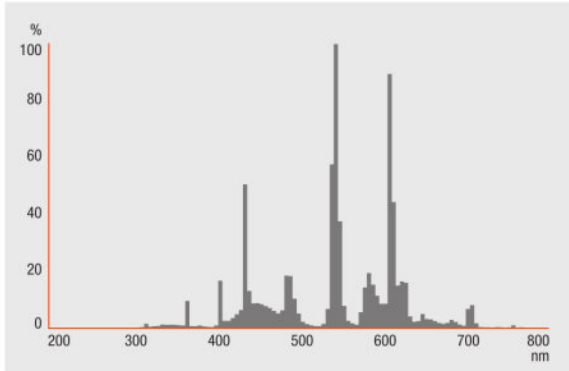
Capabilities

Dimmable	Yes
Suitable for indoor	Yes

Certificates & standards

Energy efficiency class	A
Energy consumption	36 kWh/1000h

Light Distribution



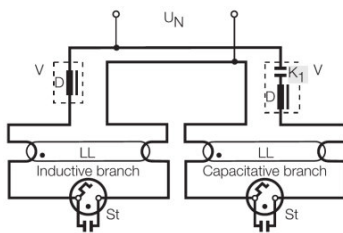
Spectral power distribution

SYSTEM GUARANTEE

OSRAM System+ Guarantee in combination with OSRAM ECGs

SAFETY ADVICE

In case of lamp breakage: www.ledvance.com/brokenlamp



Circuit diagram

LOGISTICAL DATA

Product code	Product description	Packaging unit (Pieces/Unit)	Dimensions (length x width x height)	Volume	Gross weight
4050300518039	L 30 W/840	Shipping carton box 25	781 mm x 306 mm x 145 mm	34.65 dm ³	3872.50 g

The mentioned product code describes the smallest quantity unit which can be ordered. One shipping unit can contain one or more single products. When placing an order, for the quantity please enter single or multiples of a shipping unit.

REFERENCES / LINKS

For more information on the system guarantee and the terms and conditions of the guarantee visit

▶ www.ledvance.com/system-guarantee

DISCLAIMER

Subject to change without notice. Errors and omission excepted. Always make sure to use the most recent release.

LUMILUX T8 | Tubular fluorescent lamps 26 mm, with G13 bases

Product name	Product name ECG	EAN	Nominal current	Nominal wattage + Power loss	Luminous flux at 25 °C	Number of lighting outlets	Luminous flux at 35 °C
L 30 W/840	QT-FIT 5/8 1x18-39	4008321873927	0.15 A	33.00 W	2350 lm	1	
	QT-FIT 5/8 2x18-39	4008321873903	0.27 A	63.00 W	2350 lm	2	
	QTi DALI 1x36 DIM	4050300870427	0.16 A	36.00 W		1	2250 lm
	QTi DALI 2x36 DIM	4050300870885	0.31 A	69.00 W		2	2250 lm
	QTP-OPTIMAL 1x18-40	4008321873743	0.15 A	36.00 W		1	2850 lm
	QTP-OPTIMAL 2x18-40	4008321873767	0.28 A	63.00 W		2	2850 lm