

# PRODUCT DATASHEET

## L 30 W/76

OSRAM NATURA T8 | Tubular fluorescent lamps 26 mm, with G13 bases, for food presentation



---

### AREAS OF APPLICATION

- Bakeries, meat processors, butchers
- Shops
- Supermarkets and department stores
- Especially suitable for the food sector (DIN 10504)

---

### PRODUCT BENEFITS

- Specially tailored spectral distribution
- Food looks fresh and appetizing without unduly "beautifying" it

---

### PRODUCT FEATURES

- Average lifetime: 20,000 h with preheat ECG



**TECHNICAL DATA**

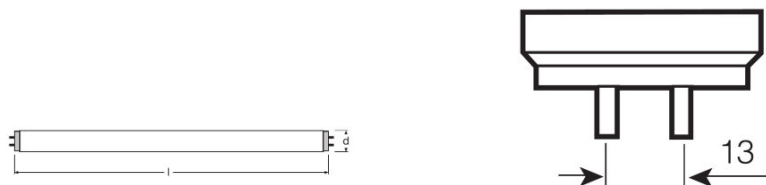
Electrical data

Nominal wattage	30.00 W
Rated lamp efficacy (HF data 25 °C)	Under clarification by authority and standardization body
Rated wattage	30.00 W

Photometrical data

Rated lamp efficacy (standard condition)	43 lm/W
Rated luminous flux	1300 lm
Luminous flux at 25 °C	1300 lm
Light color	76
Nominal luminous flux	1300 lm
Light color (designation)	NATURA
Rated LLMF at 2,000 h	0.88
Rated LLMF at 4,000 h	0.83
Rated LLMF at 6,000 h	0.80
Rated LLMF at 8,000 h	0.77
Rated LLMF at 12,000 h	0.74
Rated LLMF at 16,000 h	0.72

Dimensions & weight



G13  
IEC 7004-51  
DIN 49653 T1

Tube diameter	26 mm
Length	895.0 mm
Length with base excl. base pins/connection	895.00 mm
Diameter	26.0 mm
Maximum diameter	26.0 mm

Temperatures & operating conditions

Rated ambient temp.w.max.luminous flux	25.0 °C
--	---------

## Lifespan

Service life	18000 h <sup>1)</sup>
Lifespan	20000 h <sup>1)</sup>
Rated lamp survival factor at 2,000 h	0.99
Rated lamp survival factor at 4,000 h	0.99
Rated lamp survival factor at 6,000 h	0.99
Rated lamp survival factor at 8,000 h	0.99
Rated lamp survival factor at 12,000 h	0.99
Rated lamp survival factor at 16,000 h	0.90
Rated lamp survival factor at 20,000 h	0.50
Operation mode LLMF/LSF	HF
Rated lamp life time	20000 h
Nominal lamp life time	20000 h

<sup>1)</sup> With preheat ECG

## Additional product data

Base (standard designation)	G13
Mercury content	4.5 mg
Show WEEE picto	Yes

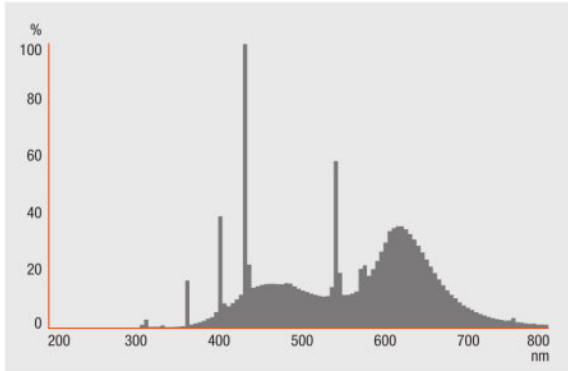
## Capabilities

Suitable for indoor	Yes
---------------------	-----

## Certificates &amp; standards

Energy efficiency class	B
Energy consumption	37 kWh/1000h

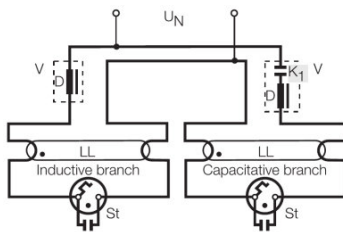
Light Distribution



Spectral power distribution

**SAFETY ADVICE**

In case of lamp breakage: [www.ledvance.com/brokenlamp](http://www.ledvance.com/brokenlamp)



Circuit diagram

**LOGISTICAL DATA**

Product code	Product description	Packaging unit (Pieces/Unit)	Dimensions (length x width x height)	Volume	Gross weight
4050300010540	L 30 W/76	Shipping carton box 10	937 mm x 69 mm x 145 mm	9.37 dm <sup>3</sup>	1661.00 g

The mentioned product code describes the smallest quantity unit which can be ordered. One shipping unit can contain one or more single products. When placing an order, for the quantity please enter single or multiples of a shipping unit.

---

**DISCLAIMER**

Subject to change without notice. Errors and omission excepted. Always make sure to use the most recent release.