

# PRODUCT DATASHEET

## L 16 W/840

LUMILUX T8 | Tubular fluorescent lamps 26 mm, with G13 bases



---

### AREAS OF APPLICATION

- Public buildings
- Office lighting
- Industry
- Shops
- Supermarkets and department stores
- Street lighting
- Outdoor applications only in suitable luminaires

---

### PRODUCT BENEFITS

- Proven lamp technology
- Good economy thanks to high efficiency
- Available in many different light colors (2,700...8,000 K) for various applications

---

### PRODUCT FEATURES

- Very good lumen maintenance: 90 % throughout the service lifetime of the lamp
- Good color rendering group: 1B ( $R_a$ : 80...89)
- Dimmable
- Top-quality three-band phosphor: LUMILUX



**TECHNICAL DATA**

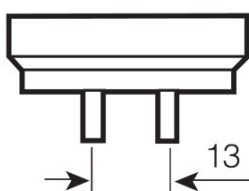

Electrical data

Nominal wattage	16.00 W
Rated lamp efficacy (HF data 25 °C)	Under clarification by authority and standardization body
Rated wattage	16.00 W

Photometrical data

Rated lamp efficacy (standard condition)	78 lm/W
Color rendering index Ra	≥80
Rated luminous flux	1250 lm
Luminous flux at 25 °C	1250 lm
Light color	840
Rated color temperature	4000 K
Nominal luminous flux	1250 lm
Light color (designation)	LUMILUX Cool White
Rated LLMF at 2,000 h	0.96
Rated LLMF at 4,000 h	0.94
Rated LLMF at 6,000 h	0.93
Rated LLMF at 8,000 h	0.91
Rated LLMF at 12,000 h	0.91
Rated LLMF at 16,000 h	0.90
Rated LLMF at 20,000 h	0.89

Dimensions & weight



G13  
IEC 7004-51  
DIN 49653 T1

Tube diameter	26 mm
Length	720.0 mm
Length with base excl. base pins/connection	720.00 mm
Diameter	26.0 mm
Maximum diameter	26.0 mm

## Temperatures &amp; operating conditions

Rated ambient temp.w.max.luminous flux	25.0 °C
--	---------

## Lifespan

Service life	16000 h <sup>1)</sup>
Lifespan	20000 h <sup>1)</sup>
Rated lamp survival factor at 2,000 h	0.99
Rated lamp survival factor at 4,000 h	0.99
Rated lamp survival factor at 6,000 h	0.99
Rated lamp survival factor at 8,000 h	0.99
Rated lamp survival factor at 12,000 h	0.99
Rated lamp survival factor at 16,000 h	0.90
Rated lamp survival factor at 20,000 h	0.50
Operation mode LLMF/LSF	HF
Rated lamp life time	20000 h
Nominal lamp life time	20000 h

<sup>1)</sup> With preheat ECG

## Additional product data

Base (standard designation)	G13
Mercury content	2.3 mg
Show WEEE picto	Yes

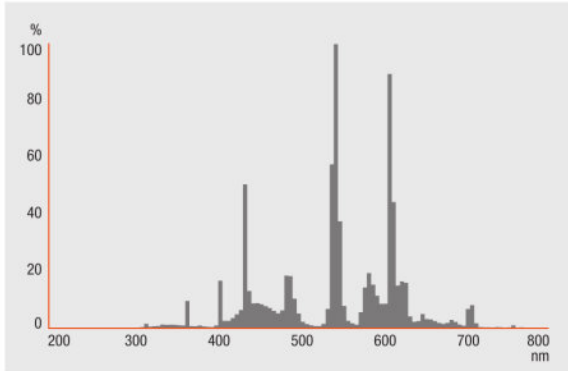
## Capabilities

Dimmable	Yes
Suitable for indoor	Yes

## Certificates &amp; standards

Energy efficiency class	A
Energy consumption	20 kWh/1000h

Light Distribution



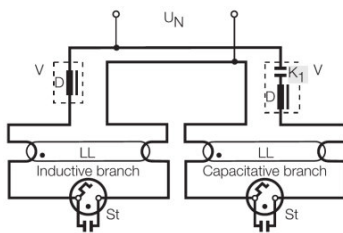
Spectral power distribution

**SYSTEM GUARANTEE**

OSRAM System+ Guarantee in combination with OSRAM ECGs

**SAFETY ADVICE**

In case of lamp breakage: [www.ledvance.com/brokenlamp](http://www.ledvance.com/brokenlamp)



Circuit diagram

**LOGISTICAL DATA**

Product code	Product description	Packaging unit (Pieces/Unit)	Dimensions (length x width x height)	Volume	Gross weight
4050300446066	L 16 W/840	Shipping carton box 25	639 mm x 270 mm x 145 mm	25.02 dm <sup>3</sup>	3127.00 g

The mentioned product code describes the smallest quantity unit which can be ordered. One shipping unit can contain one or more single products. When placing an order, for the quantity please enter single or multiples of a shipping unit.

---

#### REFERENCES / LINKS

For more information on the system guarantee and the terms and conditions of the guarantee visit

▶ [www.ledvance.com/system-guarantee](http://www.ledvance.com/system-guarantee)

---

#### DISCLAIMER

Subject to change without notice. Errors and omission excepted. Always make sure to use the most recent release.

## LUMILUX T8 | Tubular fluorescent lamps 26 mm, with G13 bases

Product name	Product name ECG	EAN	Nominal current	Nominal wattage + Power loss	Luminous flux at 35 °C	Number of lighting outlets
L 16 W/840	QT-ECO 1x4-16/220-240 L	4050300660370	0.11 A	16.00 W	1100 lm	1
	QT-ECO 1x4-16/220-240 S	4050300638584	0.11 A	16.00 W	1100 lm	1