

# PRODUCT FAMILY DATASHEET

## OSRAM DULUX CLASSIC B

Compact fluorescent integrated, candle shape



---

### AREAS OF APPLICATION

- Attractive shape, therefore also suitable for open luminaires
- General illumination
- High-quality domestic and professional environments
- Outdoor use in enclosed and ventilated luminaires only

---

### PRODUCT BENEFITS

- Attractive lamp appearance
- Ideal for decorative and free-burning applications
- Can be easily fitted instead of ordinary light bulbs
- Ideal in particular for small designer luminaires

---

### PRODUCT FEATURES

- Good quality of light; color rendering index  $R_a: \geq 80$ ; constant chromaticity
- Frosted outer bulb

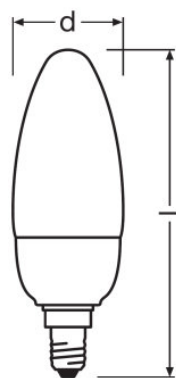
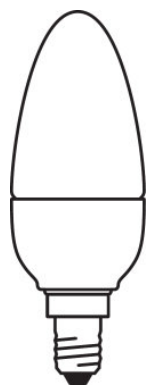


TECHNICAL DATA

Product description	Electrical data				Photometrical data						Dimensions & weight	
	Nominal wattage	Rated wattage	Nominal voltage	Operating frequency	Nominal luminous flux	Rated luminous flux	Color temperature	Light color	Light color (designation)	Color rendering index Ra	Maximum diameter	Overall length
DULUX CL B 6 W/827 220...240 V E14	6.00 W	6.00 W	220...240 V	50...60 Hz	235 lm	235 lm	2700 K	827	Warm White	≥80	37.0 mm	98.0 mm
DVALUE CL B 9 W/827 220...240 V E14	9.00 W	9.00 W	220...240 V	50...60 Hz	430 lm	430 lm	2700 K	827	Warm White	≥80	42.0 mm	121.0 mm

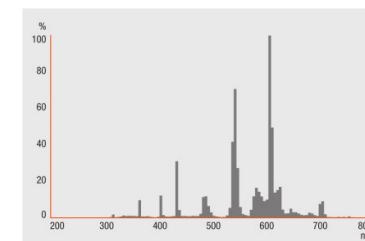
Product description	Product weight	Temperatures & operating conditions	Lifespan		Additional product data		Certificates & standards	
		Ambient temperature range	Nominal lamp life time	Rated lamp life time	Mercury content	Show WEEE picto	Energy efficiency class	Energy consumption
DULUX CL B 6 W/827 220...240 V E14	44.00 g	0...+50 °C	10000 h	10000 h	1.7 mg	Yes	A	6 kWh/1000h
DVALUE CL B 9 W/827 220...240 V E14	45.00 g	0...+50 °C	10000 h	10000 h	2.5 mg	Yes	A	9 kWh/1000h

Product description	Country-specific categorizations
	ILCOS
DULUX CL B 6 W/827 220...240 V E14	FBB-6/827-220/240-E14
DVALUE CL B 9 W/827 220...240 V E14	FBB-9/827-220/240-E14



Light colors, color rendering properties and Light Color Coordinates for OSRAM DULUX  $\theta$ - lamps with integrated control gear

Light Color (LAMBDA)	Color Rendering Index (CRI)	Single Color Coordinate (x)	Single Color Coordinate (y)	Color Temperature (K)
825 Warm Comfort Light	9.80	0.485	0.427	2900
827 Warm White	9.80	0.463	0.420	2700
840 Cool White	9.80	0.380	0.380	4000
885 Cool Daylight	9.80	0.313	0.327	6500



DULUX CL B 6 W/827 220...240 V E14

DVALUE CL B 9 W/827 220...240 V E14

DULUX CL B 6 W/827 220...240 V E14,  
DVALUE CL B 9 W/827 220...240 V E14

DULUX CL B 6 W/827 220...240 V E14,  
DVALUE CL B 9 W/827 220...240 V E14

### SAFETY ADVICE

In case of lamp breakage: [www.ledvance.com/brokenlamp](http://www.ledvance.com/brokenlamp)  
Not for use with external dimmers or electronic switches.

### APPLICATION ADVICE

For more detailed application information and graphics please see product datasheet.

### LOGISTICAL DATA

Product code	Product description	Packaging unit (Pieces/Unit)	Dimensions (length x width x height)	Volume	Gross weight
4052899011519	DULUX CL B 6 W/827 220...240 V E14	Shipping carton box 10	233 mm x 98 mm x 132 mm	3.01 dm <sup>3</sup>	565.00 g
4052899011571	DULUX CL B 6 W/827 220...240 V E14	Shipping carton box 8	193 mm x 116 mm x 185 mm	4.14 dm <sup>3</sup>	485.00 g

Product code	Product description	Packaging unit (Pieces/Unit)	Dimensions (length x width x height)	Volume	Gross weight
4008321374899	DVALUE CL B 9 W/827 220...240 V E14	Shipping carton box 10	219 mm x 144 mm x 97 mm	3.06 dm <sup>3</sup>	782.20 g
4008321997845	DVALUE CL B 9 W/827 220...240 V E14	Shipping carton box 10	208 mm x 184 mm x 131 mm	5.01 dm <sup>3</sup>	768.18 g

The mentioned product code describes the smallest quantity unit which can be ordered. One shipping unit can contain one or more single products. When placing an order, for the quantity please enter single or multiples of a shipping unit.

---

#### DISCLAIMER

Subject to change without notice. Errors and omission excepted. Always make sure to use the most recent release.