

PRODUCT FAMILY DATASHEET

OSRAM DULUX TWIST

Compact fluorescent integrated, spiral shape



AREAS OF APPLICATION

- Wherever compact and efficient lamps are needed
- High-quality domestic and professional environments
- General illumination
- Outdoor use in enclosed and ventilated luminaires only

PRODUCT BENEFITS

- Very compact shape with high efficiency
- Higher luminous efficacy compared to other energy-saving lamp shapes

PRODUCT FEATURES

- Good quality of light; color rendering index $R_a: \geq 80$; constant chromaticity
- Average life: 10,000 h



TECHNICAL DATA

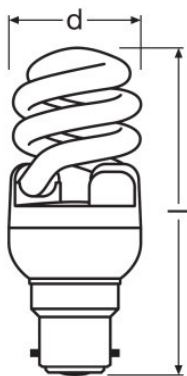
Product description	Electrical data				Photometrical data						Dimensions & weight	
	Nominal wattage	Rated wattage	Nominal voltage	Operating frequency	Nominal luminous flux	Rated luminous flux	Color temperature	Light color	Light color (designation)	Color rendering index Ra	Maximum diameter	Overall length
DTW 12 W/827 220...240 V B22d	12.00 W	12.00 W	220...240 V	50...60 Hz	660 lm	660 lm	2700 K	827	Warm White	≥80	41.0 mm	101.0 mm
DTW 12 W/827 220...240 V E14	12.00 W	12.00 W	220...240 V	50...60 Hz	660 lm	660 lm	2700 K	827	Warm White	≥80	41.0 mm	106.0 mm
DTW 12 W/827 220...240 V E27	12.00 W	12.00 W	220...240 V	50...60 Hz	660 lm	660 lm	2700 K	827	Warm White	≥80	41.0 mm	102.0 mm
DTW 12 W/840 220...240 V E14	12.00 W	12.00 W	220...240 V	50...60 Hz	660 lm	660 lm	4000 K	840	Cool White	≥80	41.0 mm	106.0 mm
DTW 12 W/840 220...240 V E27	12.00 W	12.00 W	220...240 V	50...60 Hz	660 lm	660 lm	4000 K	840	Cool White	≥80	41.0 mm	102.0 mm
DTW 12 W/865 220...240 V E14	12.00 W	12.00 W	220...240 V	50...60 Hz	660 lm	660 lm	6500 K	865	Cool Daylight	≥80	41.0 mm	106.0 mm
DTW 12 W/865 220...240 V E27	12.00 W	12.00 W	220...240 V	50...60 Hz	660 lm	660 lm	6500 K	865	Cool Daylight	≥80	41.0 mm	102.0 mm
DTW 15 W/827 220...240 V B22d	15.00 W	15.00 W	220...240 V	50...60 Hz	900 lm	900 lm	2700 K	827	Warm White	≥80	41.0 mm	105.0 mm
DTW 15 W/827 220...240 V E14	15.00 W	15.00 W	220...240 V	50...60 Hz	900 lm	900 lm	2700 K	827	Warm White	≥80	41.0 mm	109.0 mm
DTW 15 W/827 220...240 V E27	15.00 W	15.00 W	220...240 V	50...60 Hz	900 lm	900 lm	2700 K	827	Warm White	≥80	41.0 mm	106.0 mm
DTW 15 W/840 220...240 V E27	15.00 W	15.00 W	220...240 V	50...60 Hz	900 lm	900 lm	4000 K	840	Cool White	≥80	41.0 mm	106.0 mm
DTW 15 W/865 220...240 V E27	15.00 W	15.00 W	220...240 V	50...60 Hz	900 lm	900 lm	6500 K	865	Cool Daylight	≥80	41.0 mm	106.0 mm
DTW 20 W/827 220...240 V B22d	20.00 W	20.00 W	220...240 V	50...60 Hz	1300 lm	1300 lm	2700 K	827	Warm White	≥80	54.0 mm	110.0 mm
DTW 20 W/827 220...240 V E27	20.00 W	20.00 W	220...240 V	50...60 Hz	1300 lm	1300 lm	2700 K	827	Warm White	≥80	54.0 mm	111.0 mm
DTW 20 W/840 220...240 V E27	20.00 W	20.00 W	220...240 V	50...60 Hz	1300 lm	1300 lm	4000 K	840	Cool White	≥80	54.0 mm	111.0 mm
DTW 20 W/865 220...240 V E27	20.00 W	20.00 W	220...240 V	50...60 Hz	1300 lm	1300 lm	6500 K	865	Cool Daylight	≥80	54.0 mm	111.0 mm
DTW 23 W/827 220...240 V B22d	23.00 W	23.00 W	220...240 V	50...60 Hz	1600 lm	1600 lm	2700 K	827	Warm White	≥80	54.0 mm	118.0 mm
DTW 23 W/827 220...240 V E27	23.00 W	23.00 W	220...240 V	50...60 Hz	1600 lm	1600 lm	2700 K	827	Warm White	≥80	54.0 mm	119.0 mm
DTW 23 W/840 220...240 V E27	23.00 W	23.00 W	220...240 V	50...60 Hz	1600 lm	1600 lm	4000 K	840	Cool White	≥80	54.0 mm	119.0 mm
DTW 23 W/865 220...240 V E27	23.00 W	23.00 W	220...240 V	50...60 Hz	1600 lm	1600 lm	6500 K	865	Cool Daylight	≥80	54.0 mm	119.0 mm
DTW 9 W/827 220...240 V E14	9.00 W	9.00 W	220...240 V	50...60 Hz	430 lm	430 lm	2700 K	827	Warm White	≥80	33.0 mm	99.0 mm
DTW 9 W/840 220...240 V E14	9.00 W	9.00 W	220...240 V	50...60 Hz	430 lm	430 lm	4000 K	840	Cool White	≥80	33.0 mm	99.0 mm

Product description	Product weight	Temperatures & operating conditions	Lifespan		Additional product data		Certificates & standards	
		Ambient temperature range	Nominal lamp life time	Rated lamp life time	Mercury content	Show WEEE picto	Energy efficiency class	Energy consumption
DTW 12 W/827 220...240 V B22d	53.00 g	0...+50 °C	10000 h	10000 h	1.4 mg	Yes	A	12 kWh/1000h
DTW 12 W/827 220...240 V E14	50.00 g	0...+50 °C	10000 h	10000 h	2.0 mg	Yes	A	12 kWh/1000h
DTW 12 W/827 220...240 V E27	50.00 g	0...+50 °C	10000 h	10000 h	2.0 mg	Yes	A	12 kWh/1000h
DTW 12 W/840 220...240 V E14	50.00 g	0...+50 °C	10000 h	10000 h	1.4 mg	Yes	A	12 kWh/1000h
DTW 12 W/840 220...240 V E27	50.00 g	0...+50 °C	10000 h	10000 h	1.4 mg	Yes	A	12 kWh/1000h
DTW 12 W/865 220...240 V E14	50.00 g	0...+50 °C	10000 h	10000 h	2.0 mg	Yes	A	12 kWh/1000h
DTW 12 W/865 220...240 V E27	50.00 g	0...+50 °C	10000 h	10000 h	2.0 mg	Yes	A	12 kWh/1000h
DTW 15 W/827 220...240 V B22d	55.00 g	0...+50 °C	10000 h	10000 h	1.4 mg	Yes	A	15 kWh/1000h
DTW 15 W/827 220...240 V E14	55.00 g	0...+50 °C	10000 h	10000 h	1.4 mg	Yes	A	15 kWh/1000h
DTW 15 W/827 220...240 V E27	55.00 g	0...+50 °C	10000 h	10000 h	2.0 mg	Yes	A	15 kWh/1000h
DTW 15 W/840 220...240 V E27	55.00 g	0...+50 °C	10000 h	10000 h	2.0 mg	Yes	A	15 kWh/1000h
DTW 15 W/865 220...240 V E27	55.00 g	0...+50 °C	10000 h	10000 h	2.0 mg	Yes	A	15 kWh/1000h
DTW 20 W/827 220...240 V B22d	80.00 g	0...+50 °C	10000 h	10000 h	1.4 mg	Yes	A	20 kWh/1000h
DTW 20 W/827 220...240 V E27	70.00 g	0...+50 °C	10000 h	10000 h	2.0 mg	Yes	A	20 kWh/1000h
DTW 20 W/840 220...240 V E27	70.00 g	0...+50 °C	10000 h	10000 h	2.0 mg	Yes	A	20 kWh/1000h
DTW 20 W/865 220...240 V E27	70.00 g	0...+50 °C	10000 h	10000 h	2.0 mg	Yes	A	20 kWh/1000h
DTW 23 W/827 220...240 V B22d	85.00 g	0...+50 °C	10000 h	10000 h	1.4 mg	Yes	A	23 kWh/1000h
DTW 23 W/827 220...240 V E27	75.00 g	0...+50 °C	10000 h	10000 h	2.0 mg	Yes	A	23 kWh/1000h
DTW 23 W/840 220...240 V E27	75.00 g	0...+50 °C	10000 h	10000 h	2.0 mg	Yes	A	23 kWh/1000h
DTW 23 W/865 220...240 V E27	75.00 g	0...+50 °C	10000 h	10000 h	2.0 mg	Yes	A	23 kWh/1000h
DTW 9 W/827 220...240 V E14	35.00 g	0...+50 °C	10000 h	10000 h	1.7 mg	Yes	A	9 kWh/1000h
DTW 9 W/840 220...240 V E14	35.00 g	0...+50 °C	10000 h	10000 h	1.4 mg	Yes	A	9 kWh/1000h

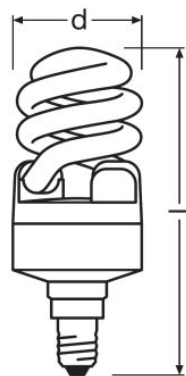
Country-specific categorizations

Product description	ILCOS
DTW 12 W/827 220...240 V B22d	FB-12/827-220/240-B22D
DTW 12 W/827 220...240 V E14	FB-12/827-220/240-E14
DTW 12 W/827 220...240 V E27	FB-12/827-220/240-E27

Product description	Country-specific categorizations
	ILCOS
DTW 12 W/840 220...240 V E14	FB-12/840-220/240-E14
DTW 12 W/840 220...240 V E27	FB-12/840-220/240-E27
DTW 12 W/865 220...240 V E14	FB-12/865-220/240-E14
DTW 12 W/865 220...240 V E27	FB-12/865-220/240-E27
DTW 15 W/827 220...240 V B22d	FB-15/827-220/240-B22D
DTW 15 W/827 220...240 V E14	FB-15/27/1B-220/240-E14
DTW 15 W/827 220...240 V E27	FB-15/827-220/240-E27
DTW 15 W/840 220...240 V E27	FB-15/840-220/240-E27
DTW 15 W/865 220...240 V E27	FB-15/865-220/240-E27
DTW 20 W/827 220...240 V B22d	FB-20/827-220/240-B22D
DTW 20 W/827 220...240 V E27	FB-20/827-220/240-E27
DTW 20 W/840 220...240 V E27	FB-20/840-220/240-E27
DTW 20 W/865 220...240 V E27	FB-20/865-220/240-E27
DTW 23 W/827 220...240 V B22d	FB-23/827-220/240-B22D
DTW 23 W/827 220...240 V E27	FB-23/827-220/240-E27
DTW 23 W/840 220...240 V E27	FB-23/840-220/240-E27
DTW 23 W/865 220...240 V E27	FB-23/865-220/240-E27
DTW 9 W/827 220...240 V E14	FB-9/827- 220/240-E14
DTW 9 W/840 220...240 V E14	FB-9/840-220/240-E14



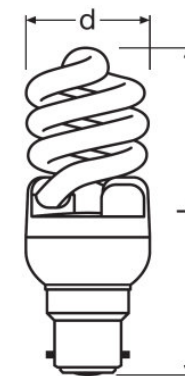
DTW 12 W/827 220...240 V B22d



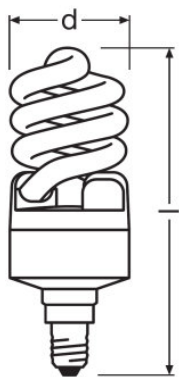
DTW 12 W/827 220...240 V E14, DTW 12 W/840 220...240 V E14, DTW 12 W/865 220...240 V E14



DTW 12 W/827 220...240 V E27, DTW 12 W/840 220...240 V E27, DTW 12 W/865 220...240 V E27



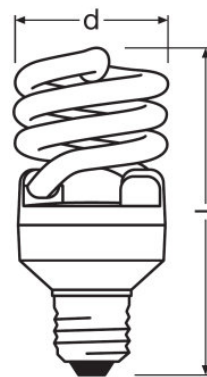
DTW 15 W/827 220...240 V B22d




DTW 15 W/827 220...240 V E14



DTW 15 W/827 220...240 V E27, DTW 15 W/840 220...240 V E27, DTW 15 W/865 220...240 V E27



DTW 20 W/827 220...240 V E27, DTW 20 W/840 220...240 V E27, DTW 20 W/865 220...240 V E27

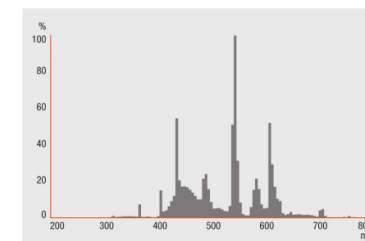
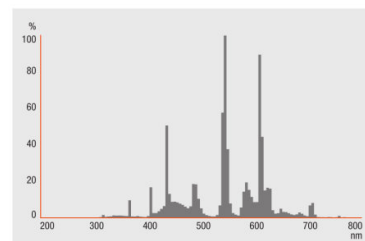
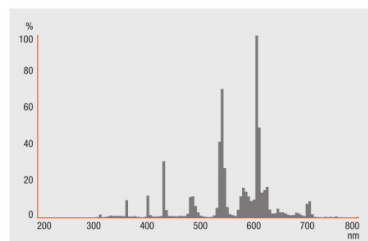


DTW 23 W/827 220...240 V E27, DTW 23 W/840 220...240 V E27, DTW 23 W/865 220...240 V E27

Light colors, color rendering properties and Light Color Coordinates for OSRAM DULUX 8 - lamps with integrated control gear

Light Color (LM81-010)	Color Rendering Index (CRI)	Single Color Coordinate Y	Single Color Coordinate X	Color Temperature (K)
825 Warm ComfortLight	0.88	0.485	0.427	2900
827 Warm White	0.88	0.463	0.420	2700
840 Cool White	0.88	0.380	0.380	4000
865 Cool Daylight	0.88	0.313	0.327	6500

© OSRAM



DTW 12 W/827 220...240 V B22d, DTW 12 W/827 220...240 V E14, DTW 12 W/827 220...240 V E27, DTW 12 W/840 220...240 V E14, DTW 12 W/840 220...240 V E27, DTW 12 W/865 220...240 V E14, DTW 12 W/865 220...240 V E27, DTW 15 W/827 220...240 V B22d, DTW 15 W/827 220...240 V E14, DTW 15 W/827 220...240 V E27, DTW 15 W/840 220...240 V E27, DTW 15 W/865 220...240 V E27, DTW 20 W/827 220...240 V B22d, DTW 20 W/827 220...240 V E27, DTW 20 W/840 220...240 V E27, DTW 20 W/865 220...240 V E27, DTW 23 W/827 220...240 V B22d, DTW 23 W/827 220...240 V E27, DTW 23 W/840 220...240 V E27, DTW 23 W/865 220...240 V E27, DTW 9 W/827 220...240 V E14, DTW 9 W/840 220...240 V E14

DTW 12 W/827 220...240 V B22d, DTW 12 W/827 220...240 V E14, DTW 12 W/827 220...240 V E27, DTW 15 W/827 220...240 V B22d, DTW 15 W/827 220...240 V E14, DTW 15 W/827 220...240 V E27, DTW 20 W/827 220...240 V B22d, DTW 20 W/827 220...240 V E27, DTW 23 W/827 220...240 V B22d, DTW 23 W/827 220...240 V E27, DTW 9 W/827 220...240 V E14

DTW 12 W/840 220...240 V E14, DTW 12 W/840 220...240 V E27, DTW 15 W/840 220...240 V E27, DTW 20 W/840 220...240 V E27, DTW 23 W/840 220...240 V E27, DTW 9 W/840 220...240 V E14

DTW 12 W/865 220...240 V E14, DTW 12 W/865 220...240 V E27, DTW 15 W/865 220...240 V E27, DTW 20 W/865 220...240 V E27, DTW 23 W/865 220...240 V E27

SAFETY ADVICE

In case of lamp breakage: www.ledvance.com/brokenlamp
 Not for use with external dimmers or electronic switches.

APPLICATION ADVICE

For more detailed application information and graphics please see product datasheet.

LOGISTICAL DATA

Product code	Product description	Packaging unit (Pieces/Unit)	Dimensions (length x width x height)	Volume	Gross weight
4008321989628	DTW 12 W/827 220...240 V B22d	Shipping carton box 8	198 mm x 116 mm x 182 mm	4.18 dm ³	609.00 g
4008321605955	DTW 12 W/827 220...240 V E14	Shipping carton box 10	224 mm x 93 mm x 128 mm	2.67 dm ³	620.00 g
4008321989598	DTW 12 W/827 220...240 V E14	Shipping carton box 8	188 mm x 116 mm x 182 mm	3.97 dm ³	566.00 g
4008321605924	DTW 12 W/827 220...240 V E27	Shipping carton box 10	224 mm x 93 mm x 123 mm	2.56 dm ³	611.00 g
4008321989581	DTW 12 W/827 220...240 V E27	Shipping carton box 8	198 mm x 116 mm x 182 mm	4.18 dm ³	561.00 g
4052899912533	DTW 12 W/840 220...240 V E14	Shipping carton box 10	224 mm x 93 mm x 128 mm	2.67 dm ³	608.00 g
4052899912564	DTW 12 W/840 220...240 V E27	Shipping carton box 10	224 mm x 93 mm x 123 mm	2.56 dm ³	676.00 g
4008321628473	DTW 12 W/865 220...240 V E14	Shipping carton box 10	224 mm x 93 mm x 128 mm	2.67 dm ³	623.00 g
4008321989604	DTW 12 W/865 220...240 V E14	Shipping carton box 8	188 mm x 116 mm x 182 mm	3.97 dm ³	561.00 g
4008321628503	DTW 12 W/865 220...240 V E27	Shipping carton box 10	224 mm x 93 mm x 123 mm	2.56 dm ³	606.00 g

Product code	Product description	Packaging unit (Pieces/Unit)	Dimensions (length x width x height)	Volume	Gross weight
4008321989611	DTW 12 W/865 220...240 V E27	Shipping carton box 8	198 mm x 116 mm x 182 mm	4.18 dm ³	556.00 g
4008321985965	DTW 15 W/827 220...240 V B22d	Shipping carton box 10	224 mm x 93 mm x 128 mm	2.67 dm ³	716.00 g
4052899915732	DTW 15 W/827 220...240 V E14	Shipping carton box 10	224 mm x 93 mm x 128 mm	2.67 dm ³	738.00 g
4008321605986	DTW 15 W/827 220...240 V E27	Shipping carton box 10	224 mm x 93 mm x 128 mm	2.67 dm ³	682.00 g
4008321989635	DTW 15 W/827 220...240 V E27	Shipping carton box 6	158 mm x 116 mm x 182 mm	3.34 dm ³	429.00 g
4052899913240	DTW 15 W/840 220...240 V E27	Shipping carton box 10	224 mm x 93 mm x 128 mm	2.67 dm ³	738.00 g
4008321628534	DTW 15 W/865 220...240 V E27	Shipping carton box 10	224 mm x 93 mm x 128 mm	2.67 dm ³	738.00 g
4008321989642	DTW 15 W/865 220...240 V E27	Shipping carton box 6	158 mm x 116 mm x 182 mm	3.34 dm ³	428.00 g
4008321989680	DTW 20 W/827 220...240 V B22d	Shipping carton box 6	178 mm x 138 mm x 200 mm	4.91 dm ³	615.00 g
4008321606013	DTW 20 W/827 220...240 V E27	Shipping carton box 10	292 mm x 124 mm x 142 mm	5.14 dm ³	886.00 g
4052899913288	DTW 20 W/840 220...240 V E27	Shipping carton box 10	292 mm x 124 mm x 142 mm	5.14 dm ³	865.00 g
4008321628565	DTW 20 W/865 220...240 V E27	Shipping carton box 10	292 mm x 124 mm x 142 mm	5.14 dm ³	882.00 g
4008321989673	DTW 20 W/865 220...240 V E27	Shipping carton box 6	178 mm x 138 mm x 200 mm	4.91 dm ³	567.00 g
4008321989710	DTW 23 W/827 220...240 V B22d	Shipping carton box 6	178 mm x 138 mm x 200 mm	4.91 dm ³	656.00 g
4008321606044	DTW 23 W/827 220...240 V E27	Shipping carton box 10	292 mm x 124 mm x 150 mm	5.43 dm ³	957.00 g
4008321986399	DTW 23 W/840 220...240 V E27	Shipping carton box 10	292 mm x 124 mm x 150 mm	5.43 dm ³	947.00 g

Product code	Product description	Packaging unit (Pieces/Unit)	Dimensions (length x width x height)	Volume	Gross weight
4008321628596	DTW 23 W/865 220...240 V E27	Shipping carton box 10	292 mm x 124 mm x 150 mm	5.43 dm ³	1004.00 g
4008321989703	DTW 23 W/865 220...240 V E27	Shipping carton box 6	178 mm x 138 mm x 200 mm	4.91 dm ³	610.00 g
4008321511034	DTW 9 W/827 220...240 V E14	Shipping carton box 10	151 mm x 129 mm x 101 mm	1.97 dm ³	405.00 g
4008321509062	DTW 9 W/840 220...240 V E14	Shipping carton box 10	174 mm x 129 mm x 77 mm	1.73 dm ³	405.00 g

The mentioned product code describes the smallest quantity unit which can be ordered. One shipping unit can contain one or more single products. When placing an order, for the quantity please enter single or multiples of a shipping unit.

DISCLAIMER

Subject to change without notice. Errors and omission excepted. Always make sure to use the most recent release.