

# PRODUCT DATASHEET

## L 36 W/950

COLOR proof T8 | Tubular fluorescent lamps 26 mm, with G13 bases, color-proof



---

### AREAS OF APPLICATION

- Printing industry, graphic workshops, photographic laboratories
- Industrial inspection and color matching facilities
- Industry
- Shops
- Incoming goods inspection

---

### PRODUCT BENEFITS

- Outstanding OSRAM quality
- Accurate chromaticity coordinates
- Stable light-technical and electrical data
- Uniform coating

---

### PRODUCT FEATURES

- Meets the application requirements of ISO 3664:2009 (when used in appropriate fixtures)
- Metamerism indices: MVIS  $\leq$  1.0 and MUV  $\leq$  1.5



**TECHNICAL DATA**

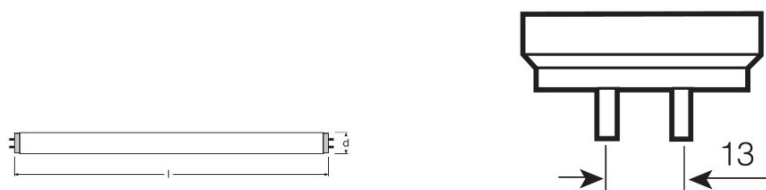
Electrical data

Nominal wattage	36.00 W
Rated lamp efficacy (HF data 25 °C)	Under clarification by authority and standardization body
Rated wattage	36.00 W

Photometrical data

Rated lamp efficacy (standard condition)	60 lm/W
Color rendering index Ra	≥95
Rated luminous flux	2150 lm
Luminous flux at 25 °C	2150 lm
Light color	953
Rated color temperature	5300 K
Nominal luminous flux	2150 lm
Light color (designation)	Daylight
Rated LLMF at 2,000 h	0.90
Rated LLMF at 4,000 h	0.86
Rated LLMF at 6,000 h	0.84
Rated LLMF at 8,000 h	0.81
Rated LLMF at 12,000 h	0.79
Rated LLMF at 16,000 h	0.78

Dimensions & weight



G13  
IEC 7004-51  
DIN 49653 T1

Tube diameter	26 mm
Length	1200 mm
Length with base excl. base pins/connection	1200.00 mm
Diameter	26.0 mm
Maximum diameter	26.0 mm

## Temperatures &amp; operating conditions

Rated ambient temp.w.max.luminous flux	25.0 °C
--	---------

## Lifespan

Service life	2500 h
Lifespan	20000 h
Rated lamp survival factor at 2,000 h	0.99
Rated lamp survival factor at 4,000 h	0.99
Rated lamp survival factor at 6,000 h	0.99
Rated lamp survival factor at 8,000 h	0.99
Rated lamp survival factor at 12,000 h	0.99
Rated lamp survival factor at 16,000 h	0.90
Rated lamp survival factor at 20,000 h	0.50
Operation mode LLMF/LSF	HF
Rated lamp life time	20000 h
Nominal lamp life time	20000 h

## Additional product data

Base (standard designation)	G13
Mercury content	4.5 mg
Show WEEE picto	Yes

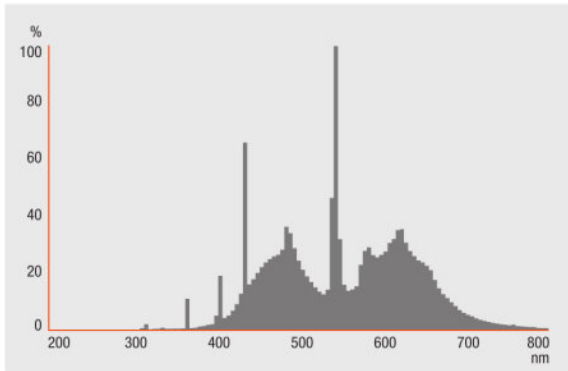
## Capabilities

Suitable for indoor	Yes
---------------------	-----

## Certificates &amp; standards

Energy efficiency class	B
Energy consumption	44 kWh/1000h

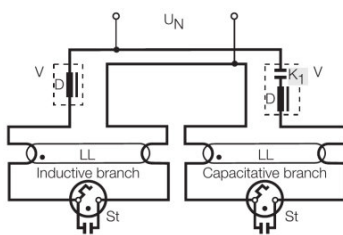
Light Distribution



Spectral power distribution

**SAFETY ADVICE**

In case of lamp breakage: [www.ledvance.com/brokenlamp](http://www.ledvance.com/brokenlamp)



Circuit diagram

**LOGISTICAL DATA**

Product code	Product description	Packaging unit (Pieces/Unit)	Dimensions (length x width x height)	Volume	Gross weight
4008321423047	L 36 W/950	Shipping carton box 10	1242 mm x 69 mm x 145 mm	12.43 dm <sup>3</sup>	883.00 g

The mentioned product code describes the smallest quantity unit which can be ordered. One shipping unit can contain one or more single products. When placing an order, for the quantity please enter single or multiples of a shipping unit.

---

**DISCLAIMER**

Subject to change without notice. Errors and omission excepted. Always make sure to use the most recent release.