

PRODUCT DATASHEET

L 18 W/950

COLOR proof T8 | Tubular fluorescent lamps 26 mm, with G13 bases, color-proof



AREAS OF APPLICATION

- Printing industry, graphic workshops, photographic laboratories
- Industrial inspection and color matching facilities
- Industry
- Shops
- Incoming goods inspection

PRODUCT BENEFITS

- Outstanding OSRAM quality
- Accurate chromaticity coordinates
- Stable light-technical and electrical data
- Uniform coating

PRODUCT FEATURES

- Meets the application requirements of ISO 3664:2009 (when used in appropriate fixtures)
- Metamerism indices: MVIS \leq 1.0 and MUV \leq 1.5



TECHNICAL DATA

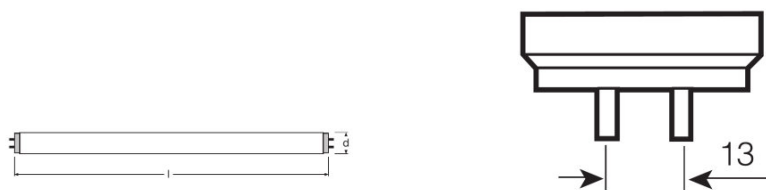
Electrical data

Nominal wattage	18.00 W
Rated lamp efficacy (HF data 25 °C)	Under clarification by authority and standardization body
Rated wattage	18.00 W

Photometrical data

Rated lamp efficacy (standard condition)	50 lm/W
Color rendering index Ra	≥95
Rated luminous flux	900 lm
Luminous flux at 25 °C	900 lm
Light color	953
Rated color temperature	5300 K
Nominal luminous flux	900 lm
Light color (designation)	Daylight
Rated LLMF at 2,000 h	0.90
Rated LLMF at 4,000 h	0.86
Rated LLMF at 6,000 h	0.84
Rated LLMF at 8,000 h	0.81
Rated LLMF at 12,000 h	0.79
Rated LLMF at 16,000 h	0.78

Dimensions & weight



G13
IEC 7004-51
DIN 49653 T1

Tube diameter	26 mm
Length	590.0 mm
Length with base excl. base pins/connection	590.00 mm
Diameter	26.0 mm
Maximum diameter	26.0 mm

Temperatures & operating conditions

Rated ambient temp.w.max.luminous flux	25.0 °C
--	---------

Lifespan

Service life	2500 h
Lifespan	20000 h
Rated lamp survival factor at 2,000 h	0.99
Rated lamp survival factor at 4,000 h	0.99
Rated lamp survival factor at 6,000 h	0.99
Rated lamp survival factor at 8,000 h	0.99
Rated lamp survival factor at 12,000 h	0.99
Rated lamp survival factor at 16,000 h	0.90
Rated lamp survival factor at 20,000 h	0.50
Operation mode LLMF/LSF	HF
Rated lamp life time	20000 h
Nominal lamp life time	20000 h

Additional product data

Base (standard designation)	G13
Mercury content	4.5 mg
Show WEEE picto	Yes

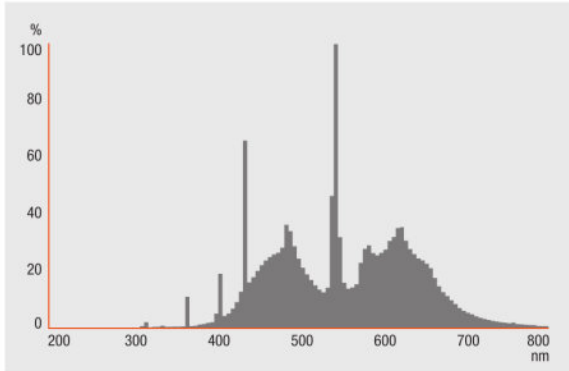
Capabilities

Suitable for indoor	Yes
---------------------	-----

Certificates & standards

Energy efficiency class	B
Energy consumption	23 kWh/1000h

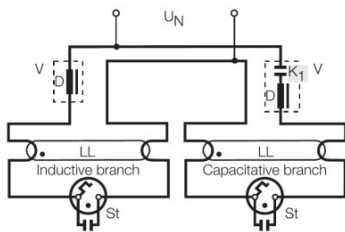
Light Distribution



Spectral power distribution

SAFETY ADVICE

In case of lamp breakage: www.ledvance.com/brokenlamp



Circuit diagram

LOGISTICAL DATA

Product code	Product description	Packaging unit (Pieces/Unit)	Dimensions (length x width x height)	Volume	Gross weight
4008321423023	L 18 W/950	Shipping carton box 10	632 mm x 62 mm x 145 mm	5.68 dm ³	1135.00 g

The mentioned product code describes the smallest quantity unit which can be ordered. One shipping unit can contain one or more single products. When placing an order, for the quantity please enter single or multiples of a shipping unit.

DISCLAIMER

Subject to change without notice. Errors and omission excepted. Always make sure to use the most recent release.