

# PRODUCT DATASHEET

## L 58 W/60

Colored T8 | Tubular fluorescent lamps 26 mm, with G13 bases, colored



---

### AREAS OF APPLICATION

- Decorative applications
- Shops
- Supermarkets and department stores
- Restaurants
- Hotels
- Accent lighting

---

### PRODUCT BENEFITS

- Ideal for cost-effective creative illumination and decoration
- Uniform light along the entire length of the lamp

---

### PRODUCT FEATURES

- Average lifetime: 20,000 h with preheat ECG
- Dimmable



**TECHNICAL DATA**

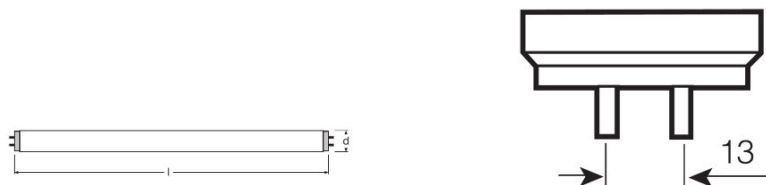
Electrical data

Nominal wattage	58.00 W
Rated lamp efficacy (HF data 25 °C)	Under clarification by authority and standardization body
Rated wattage	58.00 W

Photometrical data

Rated lamp efficacy (standard condition)	66 lm/W
Rated luminous flux	3800 lm
Luminous flux at 25 °C	3800 lm
Light color	60
Nominal luminous flux	3800 lm
Light color (designation)	Red
Rated LLMF at 2,000 h	0.95
Rated LLMF at 4,000 h	0.93
Rated LLMF at 6,000 h	0.91
Rated LLMF at 8,000 h	0.90
Rated LLMF at 12,000 h	0.89
Rated LLMF at 16,000 h	0.88

Dimensions & weight



G13  
IEC 7004-51  
DIN 49653 T1

Tube diameter	26 mm
Length	1500 mm
Length with base excl. base pins/connection	1500.00 mm
Diameter	26.0 mm
Maximum diameter	26.0 mm

Temperatures & operating conditions

Rated ambient temp.w.max.luminous flux	25.0 °C
--	---------

## Lifespan

<b>Service life</b>	18000 h <sup>1)</sup>
<b>Lifespan</b>	20000 h <sup>1)</sup>
<b>Rated lamp survival factor at 2,000 h</b>	0.99
<b>Rated lamp survival factor at 4,000 h</b>	0.99
<b>Rated lamp survival factor at 6,000 h</b>	0.99
<b>Rated lamp survival factor at 8,000 h</b>	0.99
<b>Rated lamp survival factor at 12,000 h</b>	0.99
<b>Rated lamp survival factor at 16,000 h</b>	0.90
<b>Rated lamp survival factor at 20,000 h</b>	0.50
<b>Operation mode LLMF/LSF</b>	HF
<b>Rated lamp life time</b>	20000 h
<b>Nominal lamp life time</b>	20000 h

<sup>1)</sup> With preheat ECG

## Additional product data

<b>Base (standard designation)</b>	G13
<b>Mercury content</b>	2.3 mg
<b>Show WEEE picto</b>	Yes

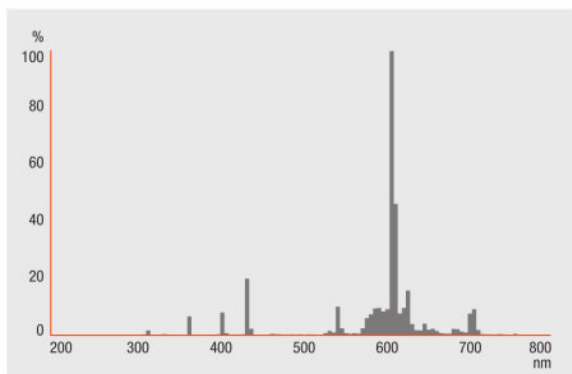
## Capabilities

<b>Suitable for indoor</b>	Yes
----------------------------	-----

## Certificates &amp; standards

<b>Energy efficiency class</b>	A
<b>Energy consumption</b>	68 kWh/1000h

## Light Distribution



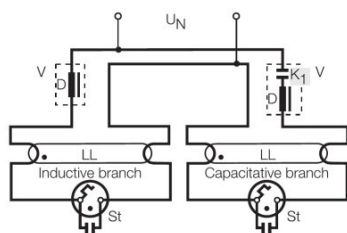
Spectral power distribution

## SYSTEM GUARANTEE

OSRAM System+ Guarantee in combination with OSRAM ECGs

## SAFETY ADVICE

In case of lamp breakage: [www.ledvance.com/brokenlamp](http://www.ledvance.com/brokenlamp)



Circuit diagram

## LOGISTICAL DATA

Product code	Product description	Packaging unit (Pieces/Unit)	Dimensions (length x width x height)	Volume	Gross weight
4050300024271	L 58 W/60	Shipping carton box 10	1544 mm x 64 mm x 150 mm	14.82 dm <sup>3</sup>	2314.00 g

The mentioned product code describes the smallest quantity unit which can be ordered. One shipping unit can contain one or more single products. When placing an order, for the quantity please enter single or multiples of a shipping unit.

---

#### REFERENCES / LINKS

For more information on the system guarantee and the terms and conditions of the guarantee visit

▶ [www.ledvance.com/system-guarantee](http://www.ledvance.com/system-guarantee)

---

#### DISCLAIMER

Subject to change without notice. Errors and omission excepted. Always make sure to use the most recent release.