

# PRODUCT DATASHEET

## CFL SQUARE 16 W/827 GR8

OSRAM CFL SQUARE 2 pins | Square CFLni with 2-pin GR8 base for CCG operation



---

### AREAS OF APPLICATION

- Low-profile wall and ceiling luminaires
- Public buildings, reception areas, offices, corridors, etc.
- Shops
- Supermarkets and department stores
- Hotels, restaurants
- Industry

---

### PRODUCT BENEFITS

- Square shape provides uniform distribution of light
- No shadows at either end and no dark patches
- Extremely low profile
- Very economical
- Good quality of light
- Long service life

---

### PRODUCT FEATURES

- Single-ended two-pin plug-in GR8 base
- Short and compact pin-base lamp with double-turn tubes
- Color rendering index  $R_a$ : 80...89



**TECHNICAL DATA**

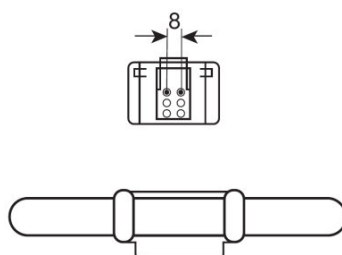
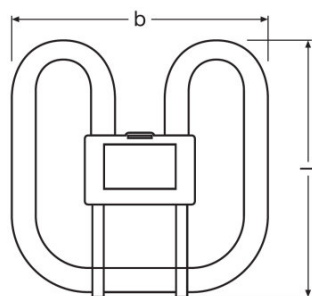
Electrical data

<b>Nominal wattage</b>	16.00 W
<b>Rated wattage</b>	16.00 W

Photometrical data

<b>Nominal luminous flux</b>	1050 lm
<b>Light color (designation)</b>	LUMILUX INTERNA
<b>Luminous flux at 25 °C</b>	1050 lm
<b>Rated luminous flux</b>	1050 lm
<b>Rated color temperature</b>	2700 K
<b>Color rendering index Ra</b>	80...89
<b>Rated LLMF at 4,000 h</b>	0.78
<b>Rated LLMF at 6,000 h</b>	0.76
<b>Rated LLMF at 8,000 h</b>	0.75

Dimensions & weight



<b>Overall length</b>	138.0 mm
<b>Length</b>	138.0 mm <sup>1)</sup>
<b>Length acc. to IEC standard</b>	138 mm
<b>Outer bulb</b>	T12
<b>Maximum diameter</b>	13.0 mm

<sup>1)</sup> Maximum

Lifespan

<b>Nominal lamp life time</b>	10000 h
<b>Rated lamp life time</b>	10000 h
<b>Service life</b>	6000 h
<b>Rated lamp survival factor at 2,000 h</b>	0.99

Rated lamp survival factor at 4,000 h	0.94
Rated lamp survival factor at 6,000 h	0.84
Rated lamp survival factor at 8,000 h	0.68
Operation mode LLMF/LSF	50 Hz
Lifespan	10000 h

Additional product data

Base (standard designation)	GR8
Mercury content	2.5 mg

Capabilities

Suitable for indoor	Yes
---------------------	-----

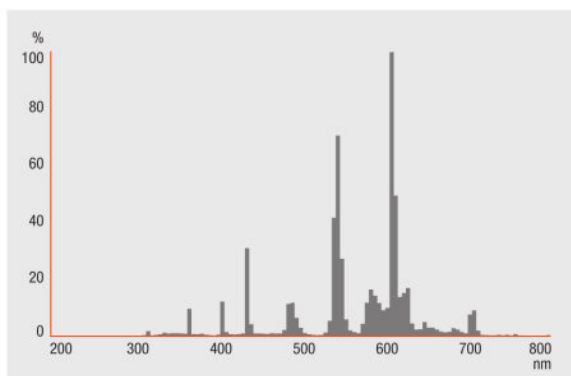
Certificates & standards

Energy efficiency class	B
Energy consumption	20 kWh/1000h

Country-specific categorizations

ILCOS	FSS-16/827-I-GR8
-------	------------------

Light Distribution



Spectral power distribution

---

**EQUIPMENT / ACCESSORIES**

- Suitable for operation on conventional control gear

---

**SAFETY ADVICE**

In case of lamp breakage: [www.ledvance.com/brokenlamp](http://www.ledvance.com/brokenlamp)

---

**LOGISTICAL DATA**

Product code	Product description	Packaging unit (Pieces/Unit)	Dimensions (length x width x height)	Volume	Gross weight
4050300816852	CFL SQUARE 16 W/827 GR8	Shipping carton box 20	326 mm x 185 mm x 322 mm	19.42 dm <sup>3</sup>	2834.00 g

The mentioned product code describes the smallest quantity unit which can be ordered. One shipping unit can contain one or more single products. When placing an order, for the quantity please enter single or multiples of a shipping unit.

---

**DISCLAIMER**

Subject to change without notice. Errors and omission excepted. Always make sure to use the most recent release.