

# PRODUCT DATASHEET

## L 30 W/830

LUMILUX T8 | Tubular fluorescent lamps 26 mm, with G13 bases



---

### AREAS OF APPLICATION

- Public buildings
- Office lighting
- Industry
- Shops
- Supermarkets and department stores
- Street lighting
- Outdoor applications only in suitable luminaires

---

### PRODUCT BENEFITS

- Proven lamp technology
- Good economy thanks to high efficiency
- Available in many different light colors (2,700...8,000 K) for various applications

---

### PRODUCT FEATURES

- Very good lumen maintenance: 90 % throughout the service lifetime of the lamp
- Good color rendering group: 1B ( $R_a$ : 80...89)
- Dimmable
- Top-quality three-band phosphor: LUMILUX



**TECHNICAL DATA**

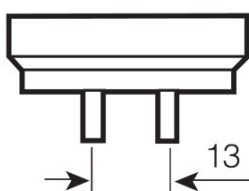

Electrical data

Nominal wattage	30.00 W
Rated lamp efficacy (HF data 25 °C)	Under clarification by authority and standardization body
Rated wattage	30.00 W

Photometrical data

Rated lamp efficacy (standard condition)	80 lm/W
Color rendering index Ra	≥80
Rated luminous flux	2400 lm
Luminous flux at 25 °C	2400 lm
Light color	830
Rated color temperature	3000 K
Nominal luminous flux	2400 lm
Light color (designation)	LUMILUX Warm White
Rated LLMF at 2,000 h	0.96
Rated LLMF at 4,000 h	0.94
Rated LLMF at 6,000 h	0.93
Rated LLMF at 8,000 h	0.91
Rated LLMF at 12,000 h	0.91
Rated LLMF at 16,000 h	0.90
Rated LLMF at 20,000 h	0.89

Dimensions & weight



G13  
IEC 7004-51  
DIN 49653 T1

Tube diameter	26 mm
Length	895.0 mm
Length with base excl. base pins/connection	895.00 mm
Diameter	26.0 mm
Maximum diameter	26.0 mm

## Temperatures &amp; operating conditions

<b>Rated ambient temp.w.max.luminous flux</b>	25.0 °C
---	---------

## Lifespan

<b>Service life</b>	16000 h <sup>1)</sup>
<b>Lifespan</b>	20000 h <sup>1)</sup>
<b>Rated lamp survival factor at 2,000 h</b>	0.99
<b>Rated lamp survival factor at 4,000 h</b>	0.99
<b>Rated lamp survival factor at 6,000 h</b>	0.99
<b>Rated lamp survival factor at 8,000 h</b>	0.99
<b>Rated lamp survival factor at 12,000 h</b>	0.99
<b>Rated lamp survival factor at 16,000 h</b>	0.90
<b>Rated lamp survival factor at 20,000 h</b>	0.50
<b>Operation mode LLMF/LSF</b>	HF
<b>Rated lamp life time</b>	20000 h
<b>Nominal lamp life time</b>	20000 h

<sup>1)</sup> With preheat ECG

## Additional product data

<b>Base (standard designation)</b>	G13
<b>Mercury content</b>	2.3 mg
<b>Show WEEE picto</b>	Yes

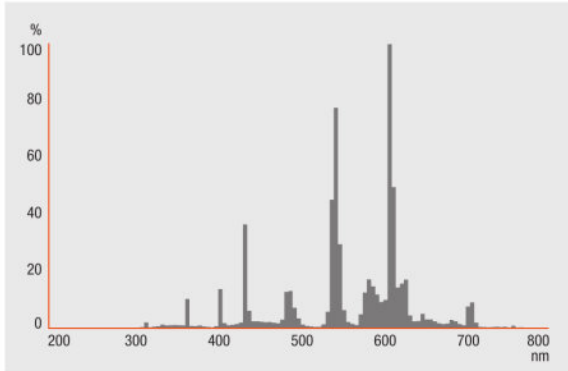
## Capabilities

<b>Dimmable</b>	Yes
<b>Suitable for indoor</b>	Yes

## Certificates &amp; standards

<b>Energy efficiency class</b>	A
<b>Energy consumption</b>	36 kWh/1000h

## Light Distribution



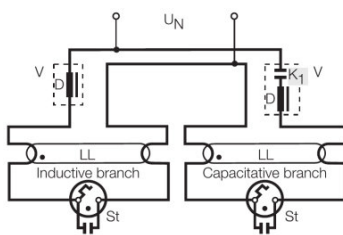
Spectral power distribution

## SYSTEM GUARANTEE

OSRAM System+ Guarantee in combination with OSRAM ECGs

## SAFETY ADVICE

In case of lamp breakage: [www.ledvance.com/brokenlamp](http://www.ledvance.com/brokenlamp)



Circuit diagram

## LOGISTICAL DATA

Product code	Product description	Packaging unit (Pieces/Unit)	Dimensions (length x width x height)	Volume	Gross weight
4050300518053	L 30 W/830	Shipping carton box 25	781 mm x 304 mm x 145 mm	34.43 dm <sup>3</sup>	3910.00 g

The mentioned product code describes the smallest quantity unit which can be ordered. One shipping unit can contain one or more single products. When placing an order, for the quantity please enter single or multiples of a shipping unit.

---

#### REFERENCES / LINKS

For more information on the system guarantee and the terms and conditions of the guarantee visit

▶ [www.ledvance.com/system-guarantee](http://www.ledvance.com/system-guarantee)

---

#### DISCLAIMER

Subject to change without notice. Errors and omission excepted. Always make sure to use the most recent release.

## LUMILUX T8 | Tubular fluorescent lamps 26 mm, with G13 bases

Product name	Product name ECG	EAN	Nominal current	Nominal wattage + Power loss	Luminous flux at 25 °C	Number of lighting outlets	Luminous flux at 35 °C
L 30 W/830	QT-FIT 5/8 1x18-39	4008321873927	0.15 A	33.00 W	2350 lm	1	
	QT-FIT 5/8 2x18-39	4008321873903	0.27 A	63.00 W	2350 lm	2	
	QTi DALI 1x36 DIM	4050300870427	0.16 A	36.00 W		1	2250 lm
	QTi DALI 2x36 DIM	4050300870885	0.31 A	69.00 W		2	2250 lm
	QTP-OPTIMAL 1x18-40	4008321873743	0.15 A	36.00 W		1	2850 lm
	QTP-OPTIMAL 2x18-40	4008321873767	0.28 A	63.00 W		2	2850 lm