

PRODUCT FAMILY DATASHEET

PARATHOM PRO PAR16

Dimmable LED reflector lamps PAR16 with retrofit pin base



AREAS OF APPLICATION

- Shops
- Hospitality
- Museums, art galleries
- Residential interiors
- As a downlight for marking walkways, doors, stairs, etc.
- Spotlighting for accents
- Display cabinets and shop windows
- Spotlighting heat-sensitive objects such as food, plants, etc.

PRODUCT BENEFITS

- Short payback period thanks to low energy consumption and maintenance costs
- Premium light quality thanks to high color rendering index and narrow binning
- Easy replacement of halogen lamps due to compact full glass design and single optic

PRODUCT FEATURES

- Professional LED alternative to high voltage halogen lamps
- Very high color rendering ($R_a: 90$)
- Very high color consistency: ≤ 3 SDCM
- Dimmable (with many common dimmers, see also www.ledvance.com/dim)
- Made in Germany (versions up to 35 W)
- Mercury-free lamps



TECHNICAL DATA

Product description	Electrical data			Photometrical data							
	Nominal wattage	Nominal voltage	Claimed equiv. conventional lamp power	Nominal luminous flux	Rated luminous flux	Color temperature	Lumen main.fact.at end of nom.life time	Light color (designation)	Color temperature	Luminous flux	Color rendering index Ra
PPRO PAR 16 35 36° 4.5 W/4000K GU10 DIM ¹⁾	4.50 W	220...240 V	35 W	230 lm	230 lm	4000 K	0.70	Cool White	4000 K	230 lm	≥90
PPRO PAR 16 35 36° 4.9 W/2700K GU10 DIM ¹⁾	4.90 W	220...240 V	35 W	230 lm	230 lm	2700 K	0.70	Warm White	2700 K	230 lm	97
PPRO PAR 16 35 36° 4.5 W/3000K GU10 DIM ¹⁾	4.50 W	220...240 V	35 W	230 lm	230 lm	3000 K	0.70	Warm White	3000 K	230 lm	≥90
PPRO PAR 16 35 36° 4.9 W/4000K GU10 DIM ¹⁾	4.90 W	220...240 V	35 W	230 lm	230 lm	4000 K	0.70	Cool White	4000 K	230 lm	97
PPRO PAR 16 35 36° 4.9 W/3000K GU10 DIM ¹⁾	4.90 W	220...240 V	35 W	230 lm	230 lm	3000 K	0.70	Warm White	3000 K	230 lm	97
P PAR 16 35 36° 4.5 W/2700K GU10 ¹⁾	4.50 W	220...240 V	35 W	230 lm	230 lm	2700 K	0.70	Warm White	2700 K	230 lm	≥90
PPRO PAR 16 50 36° 6.5 W/2700K GU10 DIM ¹⁾	6.50 W	220...240 V	50 W	350 lm	350 lm	2700 K	0.70	Warm White	2700 K	350 lm	97
PPRO PAR 16 50 36° 6.5 W/3000K GU10 DIM ¹⁾	6.50 W	220...240 V	50 W	350 lm	350 lm	3000 K	0.70	Warm White	3000 K	350 lm	97
PPRO PAR 16 50 36° 6.5 W/4000K GU10 DIM ¹⁾	6.50 W	220...240 V	50 W	350 lm	350 lm	4000 K	0.70	Cool White	4000 K	350 lm	97

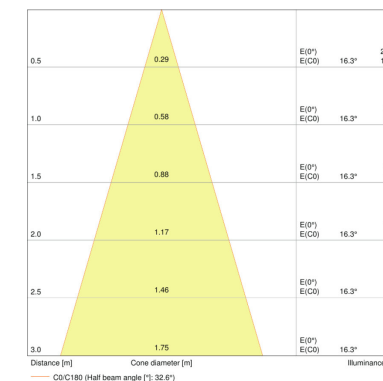
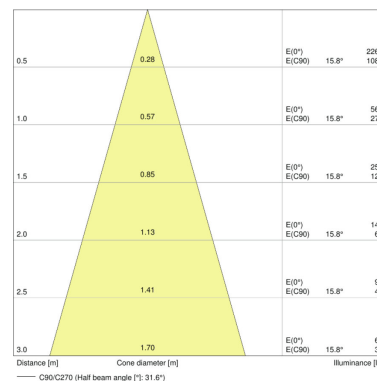
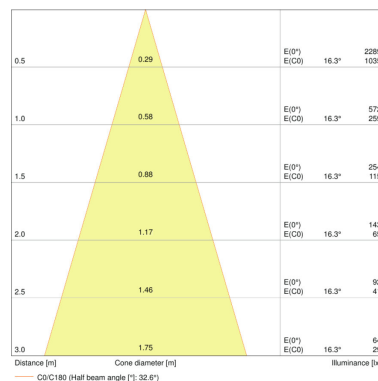
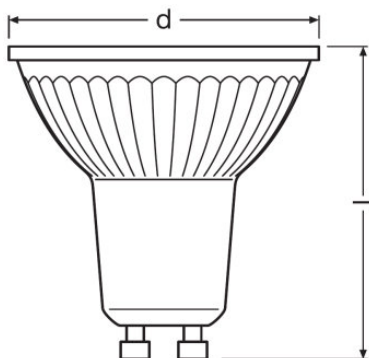
Product description	Light technical data		Dimensions & weight		Temperatures & operating conditions	Lifespan		Additional product data
	Beam angle	Warm-up time (60 %)	Overall length	Diameter	Maximum temperature at tc test point	Nominal lamp life time	Number of switching cycles	Base (standard designation)
PPRO PAR 16 35 36° 4.5 W/4000K GU10 DIM ¹⁾	36 °	< 0.50 s	55.0 mm	51.0 mm	75 °C	25000 h	100000	GU10
PPRO PAR 16 35 36° 4.9 W/2700K GU10 DIM ¹⁾	36 °	< 0.50 s	55.0 mm	51.0 mm	75 °C	40000 h	100000	GU10
PPRO PAR 16 35 36° 4.5 W/3000K GU10 DIM ¹⁾	36 °	< 0.50 s	55.0 mm	51.0 mm	75 °C	25000 h	100000	GU10

Product description	Light technical data		Dimensions & weight		Temperatures & operating conditions	Lifespan		Additional product data
	Beam angle	Warm-up time (60 %)	Overall length	Diameter	Maximum temperature at tc test point	Nominal lamp life time	Number of switching cycles	Base (standard designation)
PPRO PAR 16 35 36° 4.9 W/4000K GU10 DIM ¹⁾	36 °	< 0.50 s	55.0 mm	51.0 mm	75 °C	40000 h	100000	GU10
PPRO PAR 16 35 36° 4.9 W/3000K GU10 DIM ¹⁾	36 °	< 0.50 s	55.0 mm	51.0 mm	75 °C	40000 h	100000	GU10
P PAR 16 35 36° 4.5 W/2700K GU10 ¹⁾	36 °	< 0.50 s	55.0 mm	51.0 mm	75 °C	25000 h	100000	GU10
PPRO PAR 16 50 36° 6.5 W/2700K GU10 DIM ¹⁾	36 °	< 0.50 s	55.0 mm	51.0 mm		40000 h	1000000	GU10
PPRO PAR 16 50 36° 6.5 W/3000K GU10 DIM ¹⁾	36 °	< 0.50 s	55.0 mm	51.0 mm		40000 h	1000000	GU10
PPRO PAR 16 50 36° 6.5 W/4000K GU10 DIM ¹⁾	36 °	< 0.50 s	55.0 mm	51.0 mm		40000 h	1000000	GU10

Product description	Mercury content	Mercury-free	Capabilities	Certificates & standards	
			Dimmable	Energy efficiency class	Energy consumption
PPRO PAR 16 35 36° 4.5 W/4000K GU10 DIM ¹⁾	0.0 mg	Yes	Yes	A+	5 kWh/1000h
PPRO PAR 16 35 36° 4.9 W/2700K GU10 DIM ¹⁾	0.0 mg	Yes	Yes	A	5 kWh/1000h
PPRO PAR 16 35 36° 4.5 W/3000K GU10 DIM ¹⁾	0.0 mg	Yes	Yes	A+	5 kWh/1000h
PPRO PAR 16 35 36° 4.9 W/4000K GU10 DIM ¹⁾	0.0 mg	Yes	Yes	A	5 kWh/1000h
PPRO PAR 16 35 36° 4.9 W/3000K GU10 DIM ¹⁾	0.0 mg	Yes	Yes	A	5 kWh/1000h
P PAR 16 35 36° 4.5 W/2700K GU10 ¹⁾	0.0 mg	Yes	Yes	A+	5 kWh/1000h
PPRO PAR 16 50 36° 6.5 W/2700K GU10 DIM ¹⁾	0.0 mg	Yes	Yes	A	7 kWh/1000h
PPRO PAR 16 50 36° 6.5 W/3000K GU10 DIM ¹⁾	0.0 mg	Yes	Yes	A	7 kWh/1000h

Product description	Mercury content	Mercury-free	Capabilities		Certificates & standards	
			Dimmable		Energy efficiency class	Energy consumption
PPRO PAR 16 50 36° 6.5 W/4000K GU10 DIM ¹⁾	0.0 mg	Yes	Yes		A	7 kWh/1000h

¹⁾ All technical parameters apply to the entire lamp/Due to the complex production process for light-emitting diodes, the typical values shown for the technical LED parameters are purely statistical values that do not necessarily match the actual technical parameters of each individual product, which can vary from the typical value

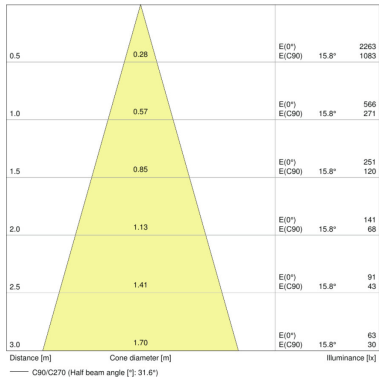


PPRO PAR 16 35 36° 4.5 W/4000K GU10 DIM, PPRO PAR 16 35 36° 4.9 W/2700K GU10 DIM, PPRO PAR 16 35 36° 4.5 W/3000K GU10 DIM, PPRO PAR 16 35 36° 4.9 W/4000K GU10 DIM, PPRO PAR 16 35 36° 4.9 W/3000K GU10 DIM, PPAR 16 35 36° 4.5 W/2700K GU10, PPRO PAR 16 50 36° 6.5 W/2700K GU10 DIM, PPRO PAR 16 50 36° 6.5 W/3000K GU10 DIM, PPRO PAR 16 50 36° 6.5 W/4000K GU10 DIM

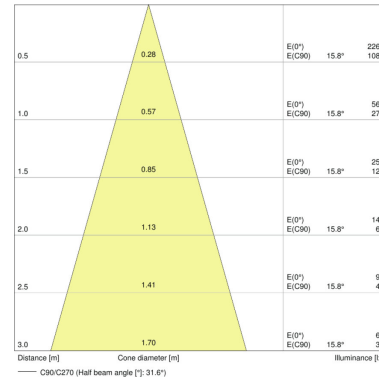
PPRO PAR 16 35 36° 4.5 W/4000K GU10 DIM

PPRO PAR 16 35 36° 4.9 W/2700K GU10 DIM

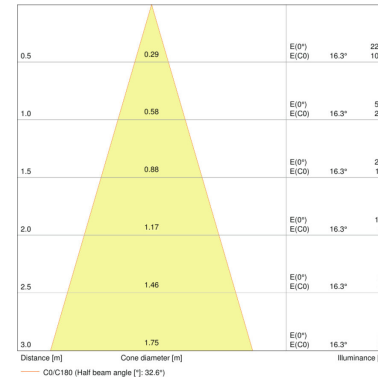
PPRO PAR 16 35 36° 4.5 W/3000K GU10 DIM



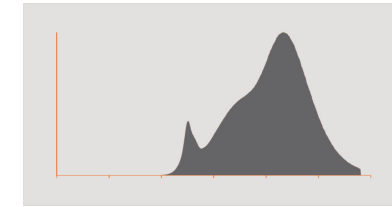
PPRO PAR 16 35 36° 4.9 W/4000K GU10 DIM



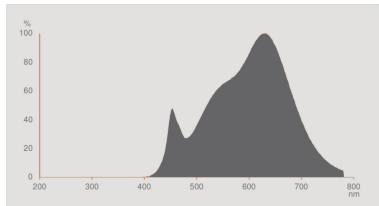
PPRO PAR 16 35 36° 4.9 W/3000K GU10 DIM



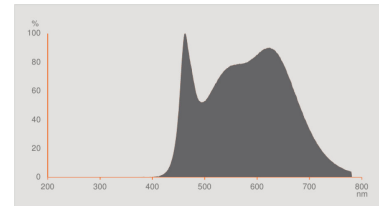
P PAR 16 35 36° 4.5 W/2700K GU10



PPRO PAR 16 50 36° 6.5 W/2700K GU10 DIM



PPRO PAR 16 50 36° 6.5 W/3000K GU10 DIM



PPRO PAR 16 50 36° 6.5 W/4000K GU10 DIM

APPLICATION ADVICE

For more detailed application information and graphics please see product datasheet.

LOGISTICAL DATA

Product code	Packaging unit (Pieces/Unit)	Dimensions (length x width x height)	Gross weight	Volume
4058075095151	Shipping carton box 10	257 mm x 110 mm x 70 mm	598.00 g	1.98 dm ³
4058075095250	Shipping carton box 10	257 mm x 110 mm x 70 mm	598.00 g	1.98 dm ³
4058075095199	Shipping carton box 10	257 mm x 110 mm x 70 mm	598.00 g	1.98 dm ³
4058075095175	Shipping carton box 10	257 mm x 110 mm x 70 mm	598.00 g	1.98 dm ³
4058075095236	Shipping carton box 10	257 mm x 110 mm x 70 mm	598.00 g	1.98 dm ³
4058075095212	Shipping carton box 10	257 mm x 110 mm x 70 mm	598.00 g	1.98 dm ³
4058075095434	Shipping carton box 10	255 mm x 107 mm x 72 mm	610.00 g	1.96 dm ³
4058075095410	Shipping carton box 10	255 mm x 107 mm x 72 mm	610.00 g	1.96 dm ³
4058075095311	Shipping carton box 10	255 mm x 107 mm x 72 mm	610.00 g	1.96 dm ³

The mentioned product code describes the smallest quantity unit which can be ordered. One shipping unit can contain one or more single products. When placing an order, for the quantity please enter single or multiples of a shipping unit.

REFERENCES / LINKS

For dimming conformity see

▶ www.ledvance.com/dim

For further products and actual information concerning LED lamps see

▶ www.ledvance.com/ledlamps

For Guarantee see

▶ www.ledvance.com/guarantee

DISCLAIMER

Subject to change without notice. Errors and omission excepted. Always make sure to use the most recent release.