

PRODUCT DATASHEET

P R80 60 36° 4.3 W/2700K E27

PARATHOM R80 | LED reflector lamps R80 with retrofit screw base



AREAS OF APPLICATION

- Display cabinets and shop windows
- Museums, art galleries
- Hospitality
- Residential interiors
- As a downlight for marking walkways, doors, stairs, etc.
- Outdoor applications only in suitable luminaires

PRODUCT BENEFITS

- Long lifetime of up to 15,000 h
- Low energy consumption
- Easy replacement of halogen lamps thanks to compact design
- Instant 100 % light, no warm-up time

PRODUCT FEATURES

- Professional LED alternative to halogen lamps
- Mercury-free lamps



TECHNICAL DATA

Electrical data

Rated wattage	4.30 W
Nominal wattage	4.30 W
Nominal voltage	220...240 V
Claimed equiv. conventional lamp power	60 W
Max. lamp no. on circuit break. 10 A (B)	300
Max. lamp no. on circuit break. 16 A (B)	400
Operating frequency	50...60 Hz
Power factor λ	> 0.40

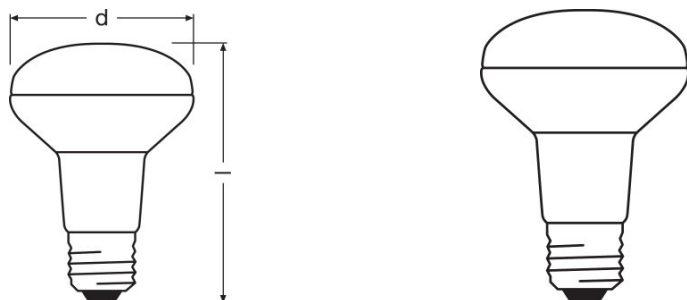
Photometrical data

Nominal luminous flux	345 lm
Rated luminous flux	345 lm
Rated color temperature	2700 K
Lumen main.fact.at end of nom.life time	0.70
Light color (designation)	Warm White
Color temperature	2700 K
Luminous flux	345 lm
Color rendering index Ra	≥ 80
Standard deviation of color matching	≤ 6 sdc
Color rendering index Ra	≥ 80
Nominal useful luminous flux 90°	345 lm
Rated useful luminous flux 90°	345 lm
Rated peak intensity	670 cd

Light technical data

Beam angle	36 °
Warm-up time (60 %)	< 0.50 s
Starting time	< 0.5 s
Nominal beam angle	36 °
Rated beam angle (half peak value)	36.00 °

Dimensions & weight



Overall length	115.0 mm
Diameter	80.0 mm
Outer bulb	R80
Length	115.0 mm
Maximum diameter	80.0 mm

Temperatures & operating conditions

Maximum temperature at tc test point	76 °C
---	-------

Lifespan

Nominal lamp life time	15000 h
Rated lamp life time	15000 h
Number of switching cycles	100000

Additional product data

Base (standard designation)	E27
Mercury content	0.0 mg
Mercury-free	Yes
Show WEEE picto	Yes
Product remark	All technical parameters apply to the entire lamp/Due to the complex production process for light-emitting diodes, the typical values shown for the technical LED parameters are purely statistical values that do not necessarily match the actual technical parameters of each individual product, which can vary from the typical value

Capabilities

Dimmable	No
-----------------	----

Certificates & standards

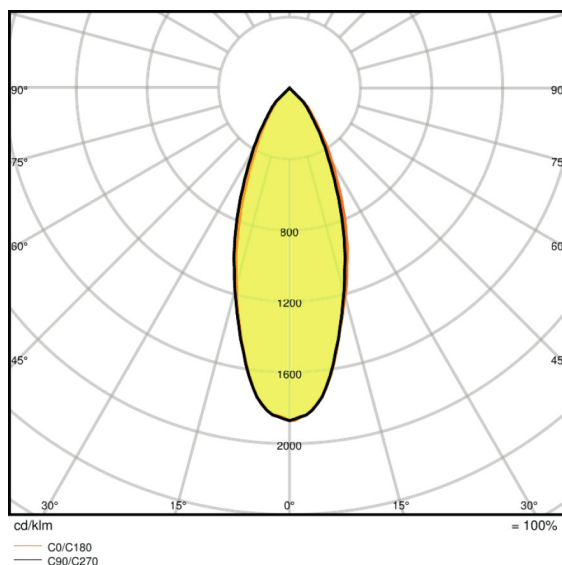
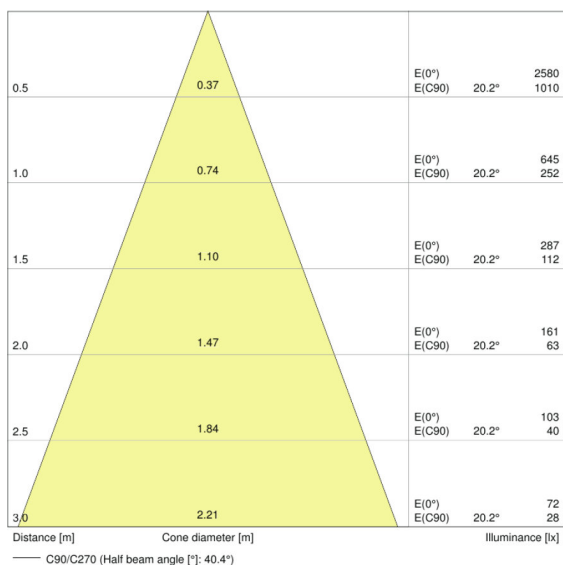
Energy efficiency class	A+
--------------------------------	----

Energy consumption	5 kWh/1000h
---------------------------	-------------

Country-specific categorizations

Order reference	LEDPR8060 4,3W/
------------------------	-----------------

Light Distribution



LDC typ cone

LDC typ polar

LOGISTICAL DATA

Product code	Packaging unit (Pieces/Unit)	Dimensions (length x width x height)	Gross weight	Volume
4058075097148	Folding carton box 1	82 mm x 82 mm x 118 mm	198.00 g	0.79 dm ³
4058075097155	Shipping carton box 10	422 mm x 175 mm x 132 mm	2105.00 g	9.75 dm ³

The mentioned product code describes the smallest quantity unit which can be ordered. One shipping unit can contain one or more single products. When placing an order, for the quantity please enter single or multiples of a shipping unit.

REFERENCES / LINKS

For further products and actual information concerning LED lamps see

- ▶ www.ledvance.com/ledlamps

For Guarantee see

- ▶ www.ledvance.com/guarantee

DISCLAIMER

Subject to change without notice. Errors and omission excepted. Always make sure to use the most recent release.