










LUX INTERNATIONAL PLATES

Technopolymer	MILK WHITE		MONOCHROME MILK WHITE		TITANIUM		CHROME	
								
	GW 16 222 TB	2 gang	GW 16 222 YB	2 gang	GW 16 222 VT	2 gang	GW 16 222 MC	2 gang
	GW 16 223 TB	2+2 horizontal gang	GW 16 223 YB	2+2 horizontal gang	GW 16 223 VT	2+2 horizontal gang	GW 16 223 MC	2+2 horizontal gang
	GW 16 224 TB	2+2 vertical gang	GW 16 224 YB	2+2 vertical gang	GW 16 224 VT	2+2 vertical gang	GW 16 224 MC	2+2 vertical gang
	GW 16 225 TB	2+2 vertical gang 57 mm			GW 16 226 VT	2+2+2 horizontal gang	GW 16 226 MC	2+2+2 horizontal gang
	GW 16 226 TB	2+2+2 horizontal gang	GW 16 226 YB	2+2+2 horizontal gang	GW 16 227 VT	2+2+2 vertical gang	GW 16 227 MC	2+2+2 vertical gang
	GW 16 227 TB	2+2+2 vertical gang	GW 16 227 YB	2+2+2 vertical gang	GW 16 228 VT	2+2+2+2 horizontal gang	GW 16 228 MC	2+2+2+2 horizontal gang
	GW 16 228 TB	2+2+2+2 horizontal gang	GW 16 228 YB	2+2+2+2 horizontal gang	GW 16 229 VT	2+2+2+2 vertical gang	GW 16 229 MC	2+2+2+2 vertical gang
	GW 16 229 TB	2+2+2+2 vertical gang	GW 16 229 YB	2+2+2+2 vertical gang				
Painted technopolymer	TONER BLACK		SLATE		GOLD			
								
	GW 16 222 TN	2 gang	GW 16 222 VA	2 gang	GW 16 222 MO	2 gang		
	GW 16 223 TN	2+2 horizontal gang	GW 16 223 VA	2+2 horizontal gang	GW 16 223 MO	2+2 horizontal gang		
	GW 16 224 TN	2+2 vertical gang	GW 16 224 VA	2+2 vertical gang	GW 16 224 MO	2+2 vertical gang		
	GW 16 226 TN	2+2+2 horizontal gang	GW 16 226 VA	2+2+2 horizontal gang	GW 16 226 MO	2+2+2 horizontal gang		
	GW 16 227 TN	2+2+2 vertical gang	GW 16 227 VA	2+2+2 vertical gang	GW 16 227 MO	2+2+2 vertical gang		
	GW 16 228 TN	2+2+2+2 horizontal gang	GW 16 228 VA	2+2+2+2 horizontal gang	GW 16 228 MO	2+2+2+2 horizontal gang		
	GW 16 229 TN	2+2+2+2 vertical gang	GW 16 229 VA	2+2+2+2 vertical gang	GW 16 229 MO	2+2+2+2 vertical gang		
Technopolymer - Wood finish	MAPLE		WENGE		CHERRY			
								
	GW 16 222 LA	2 gang	GW 16 222 LW	2 gang	GW 16 222 LC	2 gang		
	GW 16 223 LA	2+2 horizontal gang	GW 16 223 LW	2+2 horizontal gang	GW 16 223 LC	2+2 horizontal gang		
	GW 16 224 LA	2+2 vertical gang	GW 16 224 LW	2+2 vertical gang	GW 16 224 LC	2+2 vertical gang		
	GW 16 226 LA	2+2+2 horizontal gang	GW 16 226 LW	2+2+2 horizontal gang	GW 16 226 LC	2+2+2 horizontal gang		
	GW 16 227 LA	2+2+2 vertical gang	GW 16 227 LW	2+2+2 vertical gang	GW 16 227 LC	2+2+2 vertical gang		
	GW 16 228 LA	2+2+2+2 horizontal gang	GW 16 228 LW	2+2+2+2 horizontal gang	GW 16 228 LC	2+2+2+2 horizontal gang		
	GW 16 229 LA	2+2+2+2 vertical gang	GW 16 229 LW	2+2+2+2 vertical gang	GW 16 229 LC	2+2+2+2 vertical gang		
Technopolymer - Leather finish	BLACK		WHITE		RUBY			
								
	GW 16 222 PN	2 gang	GW 16 222 PB	2 gang	GW 16 222 PR	2 gang		
	GW 16 223 PN	2+2 horizontal gang	GW 16 223 PB	2+2 horizontal gang	GW 16 223 PR	2+2 horizontal gang		
	GW 16 224 PN	2+2 vertical gang	GW 16 224 PB	2+2 vertical gang	GW 16 224 PR	2+2 vertical gang		
	GW 16 226 PN	2+2+2 horizontal gang	GW 16 226 PB	2+2+2 horizontal gang	GW 16 226 PR	2+2+2 horizontal gang		
	GW 16 227 PN	2+2+2 vertical gang	GW 16 227 PB	2+2+2 vertical gang	GW 16 227 PR	2+2+2 vertical gang		
	GW 16 228 PN	2+2+2+2 horizontal gang	GW 16 228 PB	2+2+2+2 horizontal gang	GW 16 228 PR	2+2+2+2 horizontal gang		
	GW 16 229 PN	2+2+2+2 vertical gang	GW 16 229 PB	2+2+2+2 vertical gang	GW 16 229 PR	2+2+2+2 vertical gang		

LUX INTERNATIONAL PLATES

DOMESTIC RANGES

Technopolymer - Stone finish



GW 16 222 RL	2 gang
GW 16 223 RL	2+2 horizontal gang
GW 16 224 RL	2+2 vertical gang
GW 16 226 RL	2+2+2 horizontal gang
GW 16 227 RL	2+2+2 vertical gang
GW 16 228 RL	2+2+2+2 horizontal gang
GW 16 229 RL	2+2+2+2 vertical gang



GW 16 222 RS	2 gang
GW 16 223 RS	2+2 horizontal gang
GW 16 224 RS	2+2 vertical gang
GW 16 226 RS	2+2+2 horizontal gang
GW 16 227 RS	2+2+2 vertical gang
GW 16 228 RS	2+2+2+2 horizontal gang
GW 16 229 RS	2+2+2+2 vertical gang



GW 16 222 RN	2 gang
GW 16 223 RN	2+2 horizontal gang
GW 16 224 RN	2+2 vertical gang
GW 16 226 RN	2+2+2 horizontal gang
GW 16 227 RN	2+2+2 vertical gang
GW 16 228 RN	2+2+2+2 horizontal gang
GW 16 229 RN	2+2+2+2 vertical gang

Metal

BRUSHED STAINLESS STEEL



GW 16 222 MI	2 gang
GW 16 223 MI	2+2 horizontal gang
GW 16 224 MI	2+2 vertical gang
GW 16 226 MI	2+2+2 horizontal gang
GW 16 227 MI	2+2+2 vertical gang
GW 16 228 MI	2+2+2+2 horizontal gang
GW 16 229 MI	2+2+2+2 vertical gang

BLACK ALUMINIUM



GW 16 222 MA	2 gang
GW 16 223 MA	2+2 horizontal gang
GW 16 224 MA	2+2 vertical gang
GW 16 226 MA	2+2+2 horizontal gang
GW 16 227 MA	2+2+2 vertical gang
GW 16 228 MA	2+2+2+2 horizontal gang
GW 16 229 MA	2+2+2+2 vertical gang

OXIDISED FINISH



GW 16 222 MF	2 gang
GW 16 223 MF	2+2 horizontal gang
GW 16 224 MF	2+2 vertical gang
GW 16 226 MF	2+2+2 horizontal gang
GW 16 227 MF	2+2+2 vertical gang
GW 16 228 MF	2+2+2+2 horizontal gang
GW 16 229 MF	2+2+2+2 vertical gang

Glass

ICE



GW 16 222 CG	2 gang
GW 16 223 CG	2+2 horizontal gang
GW 16 224 CG	2+2 vertical gang
GW 16 226 CG	2+2+2 horizontal gang
GW 16 227 CG	2+2+2 vertical gang
GW 16 228 CG	2+2+2+2 horizontal gang
GW 16 229 CG	2+2+2+2 vertical gang

AQUAMARINE

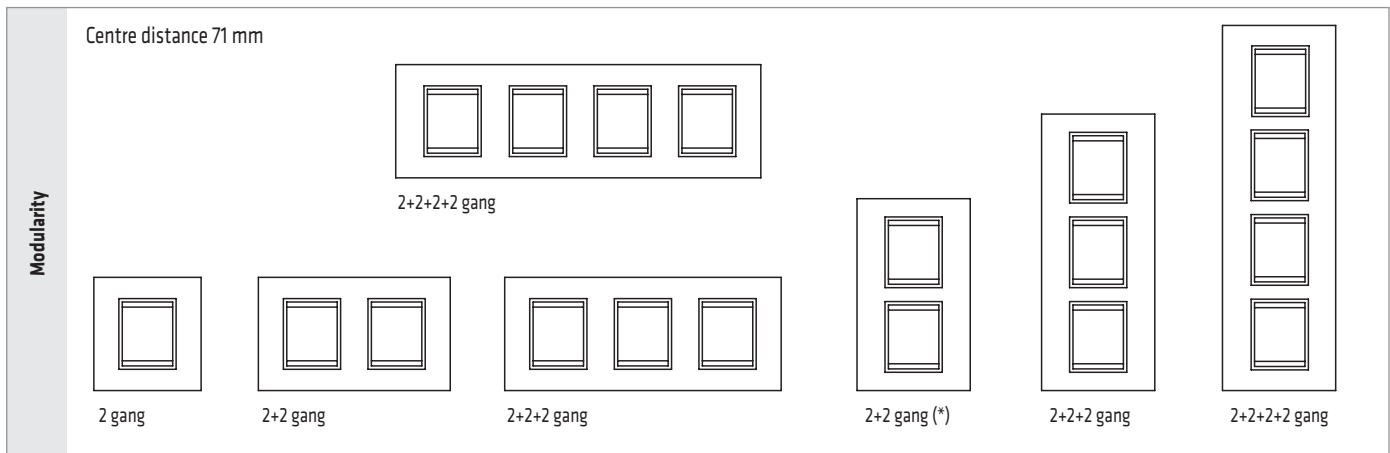


GW 16 222 CA	2 gang
GW 16 223 CA	2+2 horizontal gang
GW 16 224 CA	2+2 vertical gang
GW 16 226 CA	2+2+2 horizontal gang
GW 16 227 CA	2+2+2 vertical gang
GW 16 228 CA	2+2+2+2 horizontal gang
GW 16 229 CA	2+2+2+2 vertical gang

OCHRE



GW 16 222 CO	2 gang
GW 16 223 CO	2+2 horizontal gang
GW 16 224 CO	2+2 vertical gang
GW 16 226 CO	2+2+2 horizontal gang
GW 16 227 CO	2+2+2 vertical gang
GW 16 228 CO	2+2+2+2 horizontal gang
GW 16 229 CO	2+2+2+2 vertical gang

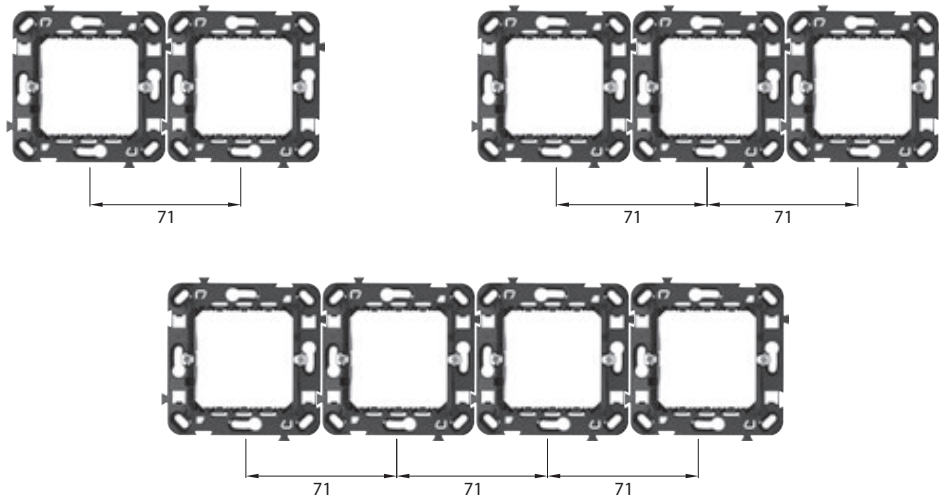


(*) Available also with centre distance 57 mm (only milk white)

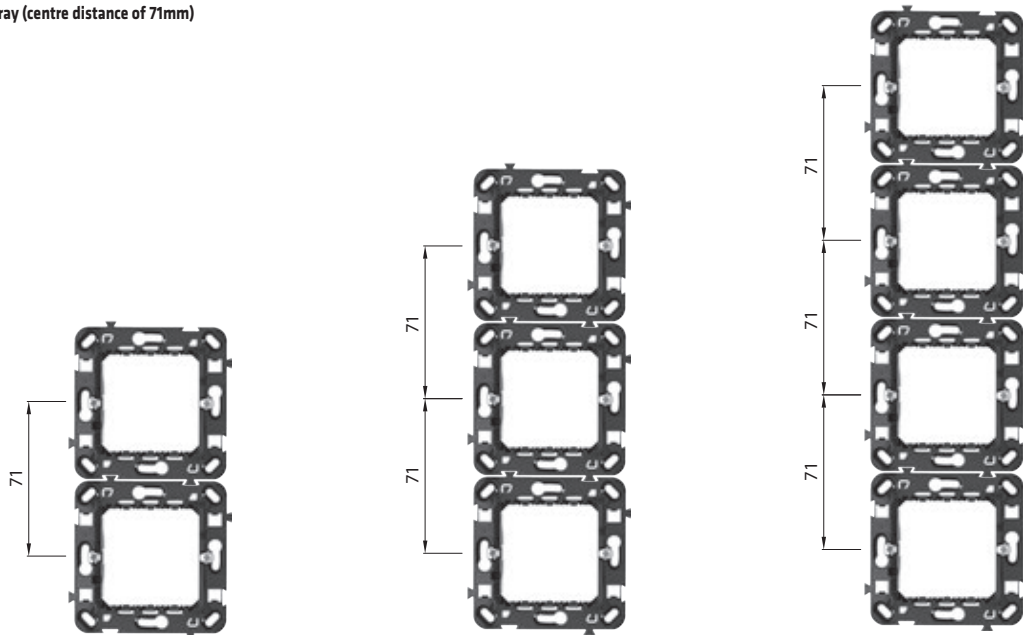
For customized plates please contact our GEWISS Sales Organization

ARRAY OF SUPPORTS FOR INTERNATIONAL PLATES

Horizontal array (centre distance of 71mm)

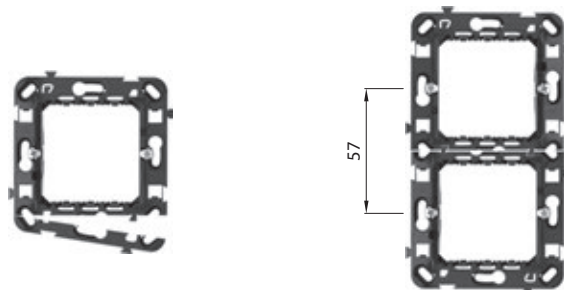


Vertical array (centre distance of 71mm)

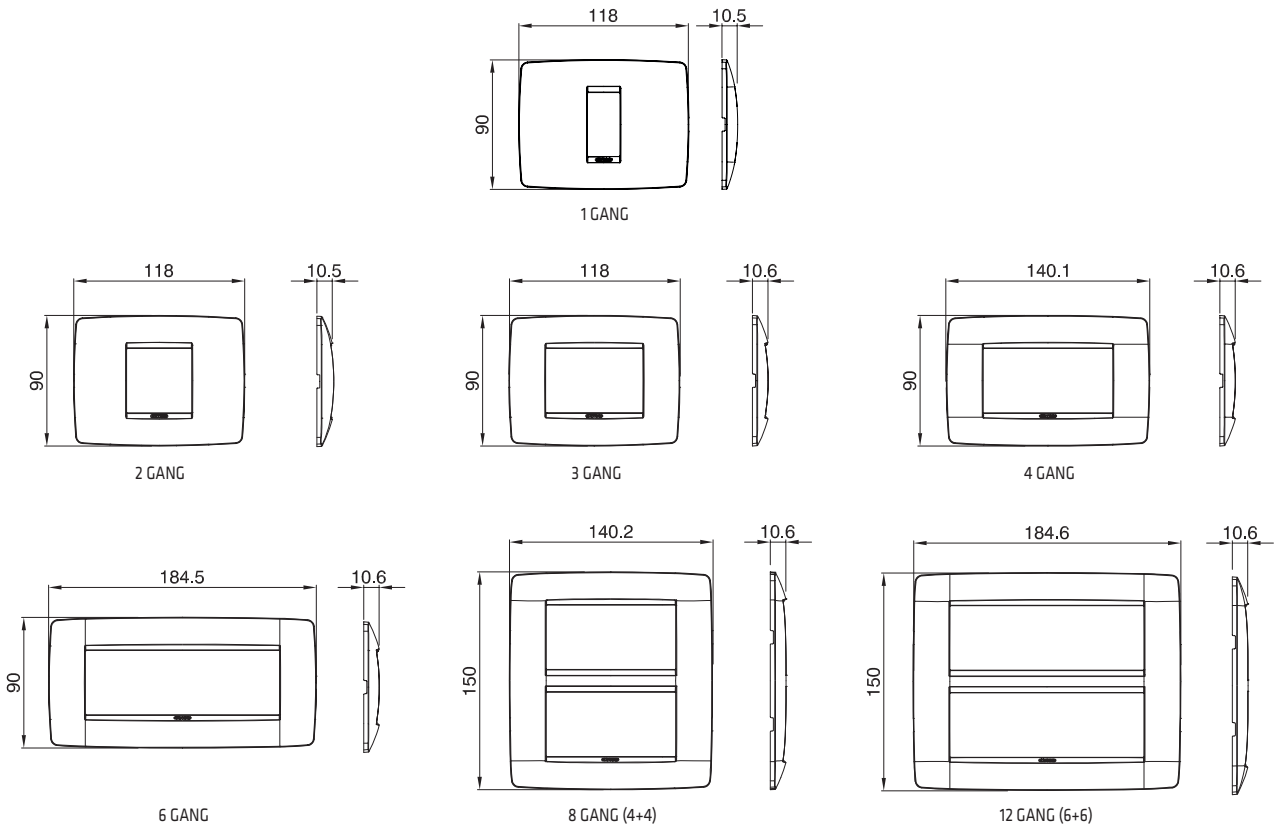


Vertical array (centre distance of 57mm)

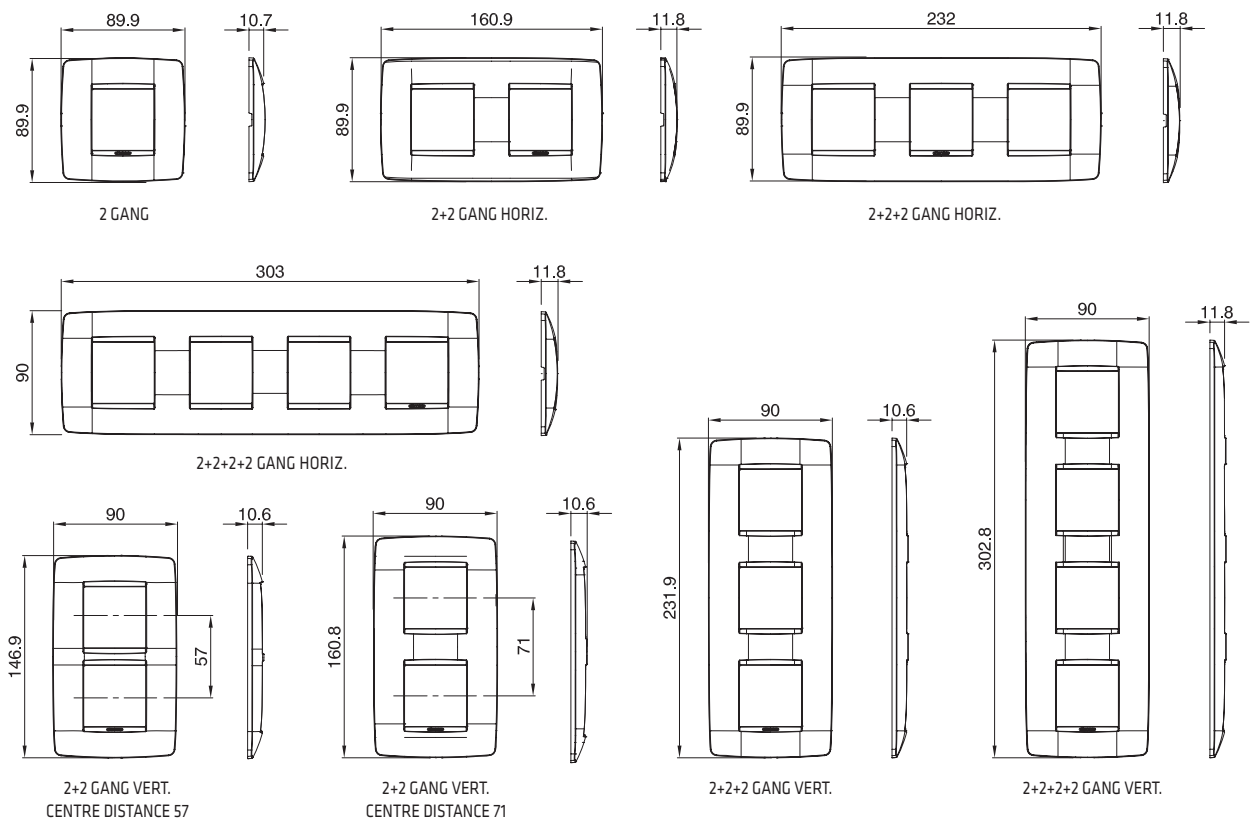
The square supports
GW 16 821, GW 16 822, GW 16 823,
thank to the knockouts,
can be also put side by side
with a centre distance of 57mm.

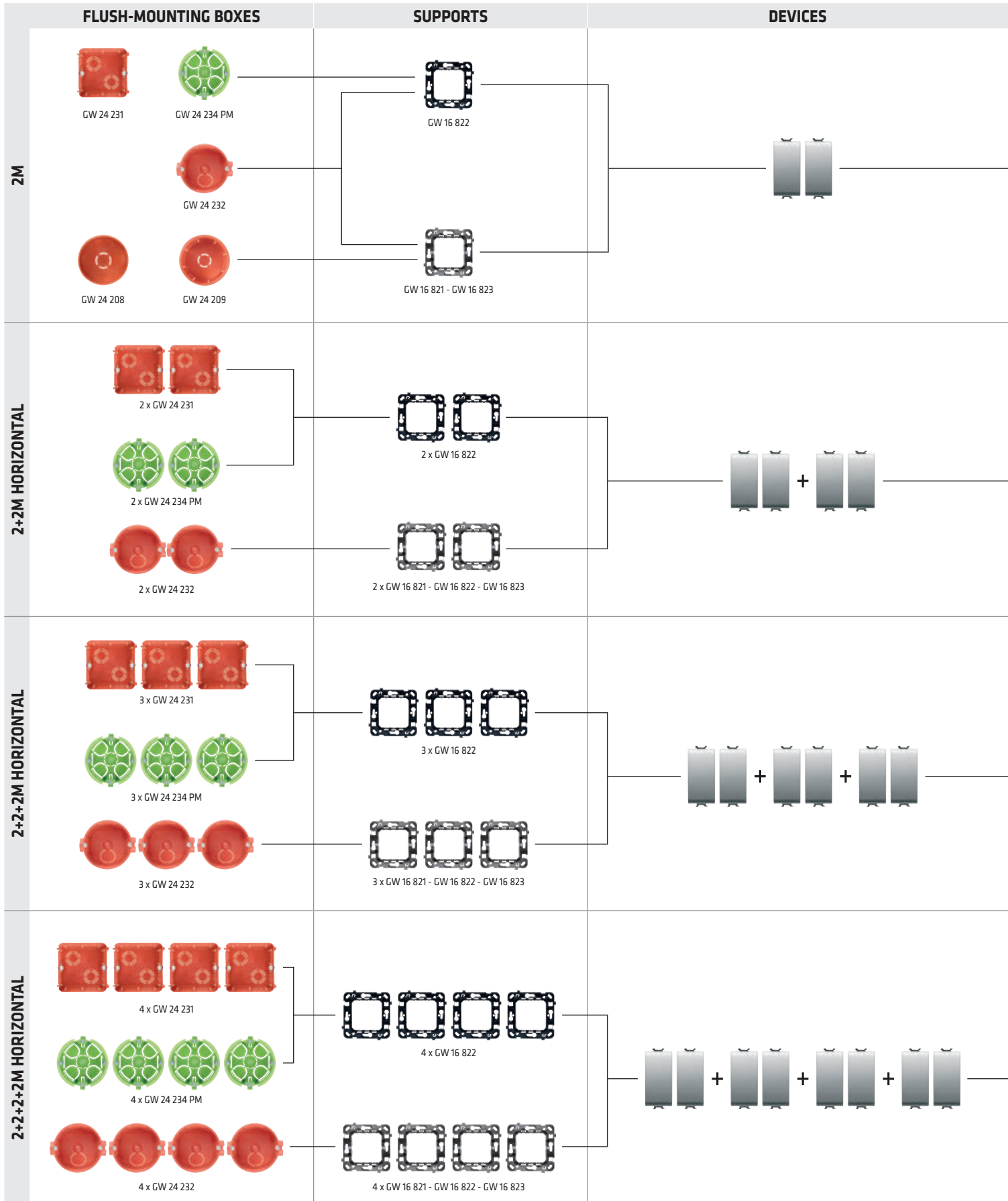


ONE PLATES



ONE INTERNATIONAL PLATES





PLATES

**ONE
INTERNATIONAL**



GW 16 122 xx

**GEO
INTERNATIONAL**



GW 16 422 xx

**LUX
INTERNATIONAL**



GW 16 222 xx

**ONE
INTERNATIONAL**



GW 16 123 xx

**GEO
INTERNATIONAL**



GW 16 423 xx

**LUX
INTERNATIONAL**



GW 16 223 xx

**ONE
INTERNATIONAL**



GW 16 126 xx

**GEO
INTERNATIONAL**



GW 16 426 xx

**LUX
INTERNATIONAL**



GW 16 226 xx

**ONE
INTERNATIONAL**





GW 16 128 xx

**LUX
INTERNATIONAL**



GW 16 228 xx

	FLUSH-MOUNTING BOXES	SUPPORTS	DEVICES
2+2M VERTICAL 57MM	 <p>GW 24 282 PM</p>	 <p>2 x GW 16 822 (*)</p> <p><i>(*) Couple two supports GW 16 822 vertically by breaking off the removable wings on each one.</i></p>	
2+2M VERTICAL	 <p>2 x GW 24 231</p>  <p>2 x GW 24 234 PM</p>  <p>2 x GW 24 232</p>	 <p>2 x GW 16 822</p>  <p>2 x GW 16 821 - GW 16 822 - GW 16 823</p>	
2+2+2M VERTICAL	 <p>3 x GW 24 231</p>  <p>3 x GW 24 234 PM</p>  <p>3 x GW 24 232</p>	 <p>3 x GW 16 822</p>  <p>3 x GW 16 821 - GW 16 822 - GW 16 823</p>	
2+2+2+2M VERTICAL	 <p>4 x GW 24 231</p>  <p>4 x GW 24 234 PM</p>  <p>4 x GW 24 232</p>	 <p>4 x GW 16 822</p>  <p>4 x GW 16 821 - GW 16 822 - GW 16 823</p>	

PLATES

**ONE
INTERNATIONAL**



GW 16 125 TB

**LUX
INTERNATIONAL**



GW 16 225 TB

**ONE
INTERNATIONAL**



GW 16 124 xx

**GEO
INTERNATIONAL**



GW 16 424 xx

**LUX
INTERNATIONAL**



GW 16 224 xx

**ONE
INTERNATIONAL**



GW 16 127 xx

**GEO
INTERNATIONAL**



GW 16 427 xx

**LUX
INTERNATIONAL**



GW 16 227 xx

**ONE
INTERNATIONAL**



GW 16 129 xx

**LUX
INTERNATIONAL**



GW 16 229 xx