






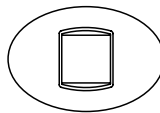

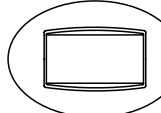


ART PLATES

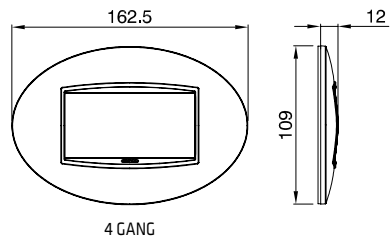
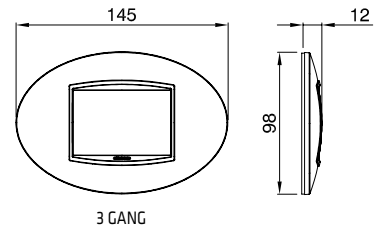
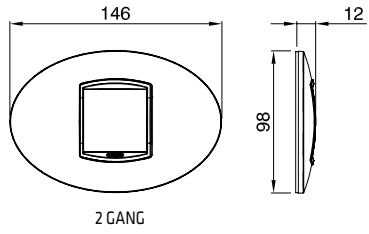
Technopolymer	MILK WHITE	TITANIUM	CHROME																		
																					
	<table border="0"> <tr><td>GW 16 302 TB</td><td>2 gang</td></tr> <tr><td>GW 16 303 TB</td><td>3 gang</td></tr> <tr><td>GW 16 304 TB</td><td>4 gang</td></tr> </table>	GW 16 302 TB	2 gang	GW 16 303 TB	3 gang	GW 16 304 TB	4 gang	<table border="0"> <tr><td>GW 16 302 VT</td><td>2 gang</td></tr> <tr><td>GW 16 303 VT</td><td>3 gang</td></tr> <tr><td>GW 16 304 VT</td><td>4 gang</td></tr> </table>	GW 16 302 VT	2 gang	GW 16 303 VT	3 gang	GW 16 304 VT	4 gang	<table border="0"> <tr><td>GW 16 302 MC</td><td>2 gang</td></tr> <tr><td>GW 16 303 MC</td><td>3 gang</td></tr> <tr><td>GW 16 304 MC</td><td>4 gang</td></tr> </table>	GW 16 302 MC	2 gang	GW 16 303 MC	3 gang	GW 16 304 MC	4 gang
	GW 16 302 TB	2 gang																			
	GW 16 303 TB	3 gang																			
	GW 16 304 TB	4 gang																			
GW 16 302 VT	2 gang																				
GW 16 303 VT	3 gang																				
GW 16 304 VT	4 gang																				
GW 16 302 MC	2 gang																				
GW 16 303 MC	3 gang																				
GW 16 304 MC	4 gang																				
TONER BLACK	SLATE	GOLD																			
																					
<table border="0"> <tr><td>GW 16 302 TN</td><td>2 gang</td></tr> <tr><td>GW 16 303 TN</td><td>3 gang</td></tr> <tr><td>GW 16 304 TN</td><td>4 gang</td></tr> </table>	GW 16 302 TN	2 gang	GW 16 303 TN	3 gang	GW 16 304 TN	4 gang	<table border="0"> <tr><td>GW 16 302 VA</td><td>2 gang</td></tr> <tr><td>GW 16 303 VA</td><td>3 gang</td></tr> <tr><td>GW 16 304 VA</td><td>4 gang</td></tr> </table>	GW 16 302 VA	2 gang	GW 16 303 VA	3 gang	GW 16 304 VA	4 gang	<table border="0"> <tr><td>GW 16 302 MO</td><td>2 gang</td></tr> <tr><td>GW 16 303 MO</td><td>3 gang</td></tr> <tr><td>GW 16 304 MO</td><td>4 gang</td></tr> </table>	GW 16 302 MO	2 gang	GW 16 303 MO	3 gang	GW 16 304 MO	4 gang	
GW 16 302 TN	2 gang																				
GW 16 303 TN	3 gang																				
GW 16 304 TN	4 gang																				
GW 16 302 VA	2 gang																				
GW 16 303 VA	3 gang																				
GW 16 304 VA	4 gang																				
GW 16 302 MO	2 gang																				
GW 16 303 MO	3 gang																				
GW 16 304 MO	4 gang																				

Leather	RUBY					
						
	<table border="0"> <tr><td>GW 16 302 PR</td><td>2 gang</td></tr> <tr><td>GW 16 303 PR</td><td>3 gang</td></tr> <tr><td>GW 16 304 PR</td><td>4 gang</td></tr> </table>	GW 16 302 PR	2 gang	GW 16 303 PR	3 gang	GW 16 304 PR
GW 16 302 PR	2 gang					
GW 16 303 PR	3 gang					
GW 16 304 PR	4 gang					

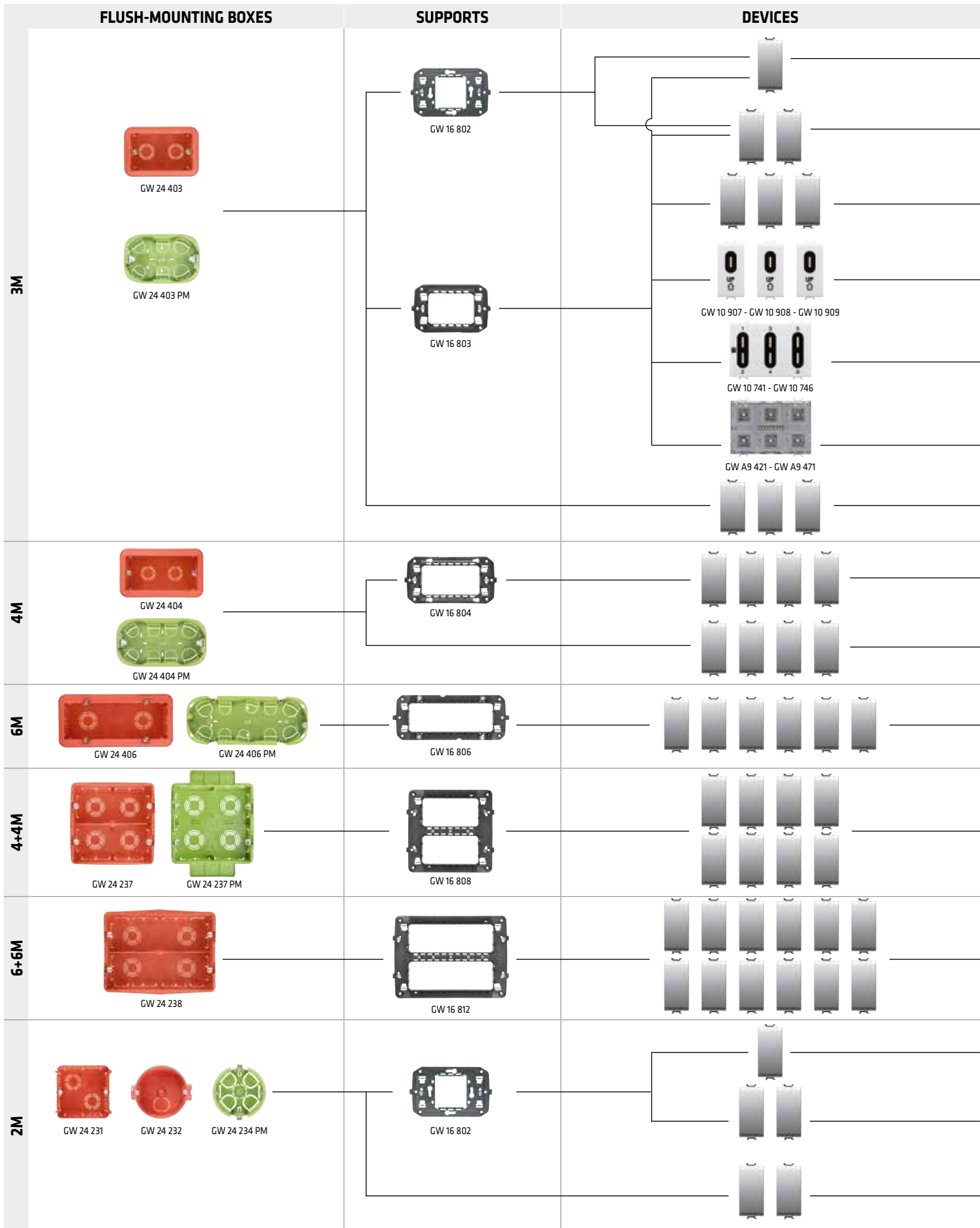
Modularity			
	2 gang	3 gang	4 gang

For customized plates please contact our GEWISS Sales Organization

ART PLATES



Chorus



PLATES



GW 16 101 xx



GW 16 401 xx



GW 16 102 xx



GW 16 402 xx



GW 16 202 xx



GW 16 302 xx



GW 16 103 xx



GW 16 403 xx



GW 16 203 xx



GW 16 303 xx



GW 16 903 xx



GW 16 951 xx



GW 16 952 xx



GW 16 953 xx

ICE TOUCH KNX



GW 16 962 xx



GW 16 964 xx



GW 16 966 xx

ICE TOUCH KNX (for push-button panel modules with interchangeable icons)



GW 16 946 xx

IP55 Watertight plates (*)



GW 16 703 xx



GW 16 104 xx



GW 16 404 xx



GW 16 204 xx



GW 16 304 xx



GW 16 904 xx

IP55 Watertight plates (*)



GW 16 704 xx



GW 16 106 xx



GW 16 406 xx



GW 16 206 xx



GW 16 108 TB - GW 16 108 VT



GW 16 112 TB - GW 16 112 VT



GW 16 101 xx



GW 16 401 xx



GW 16 102 xx



GW 16 402 xx



GW 16 202 xx



GW 16 302 xx

IP55 Watertight plates (*)

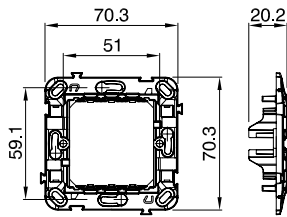


GW 16 702 xx

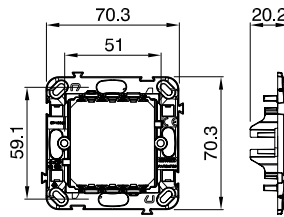
(*) Supports already included

Dimension tables

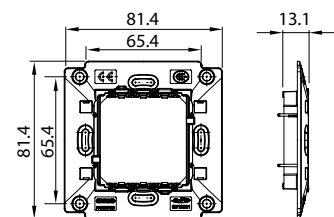
SUPPORTS



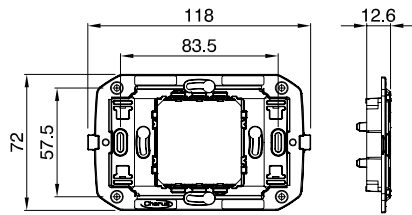
2 GANG
GW 16 821 - GW 16 822



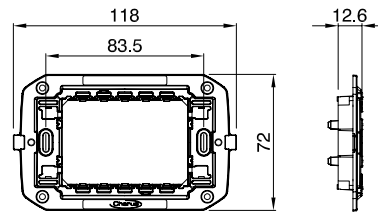
2 GANG
GW 16 823



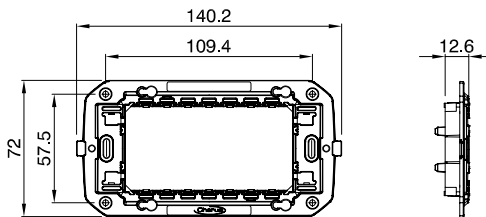
2 GANG
GW 16 831



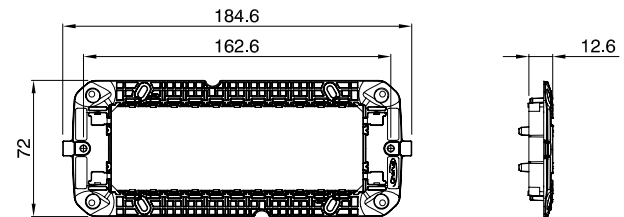
2 GANG
GW 16 802



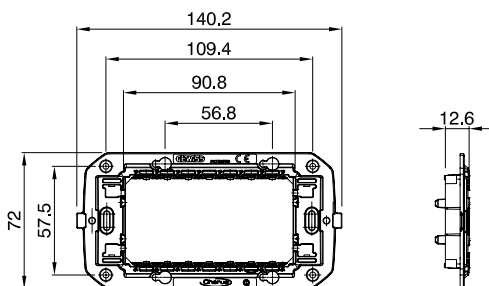
3 GANG
GW 16 803



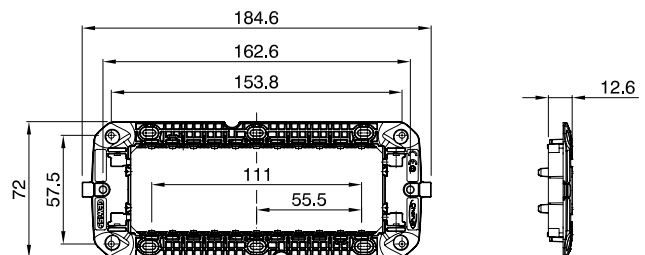
4 GANG
GW 16 804



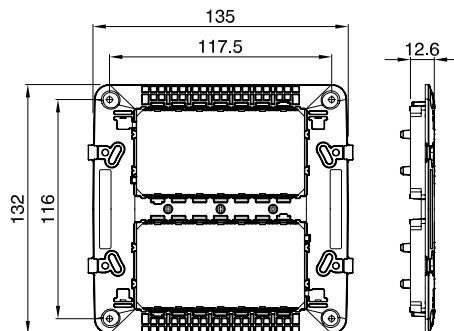
6 GANG
GW 16 806



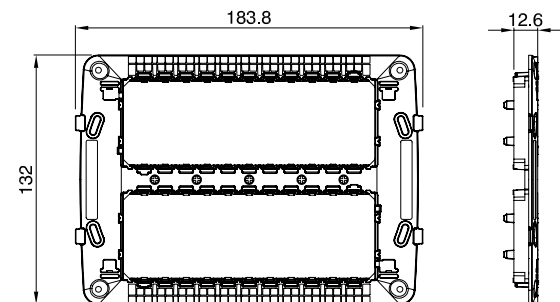
4 GANG
GW 16 824
(French Standard)



6 GANG
GW 16 825
(French Standard)

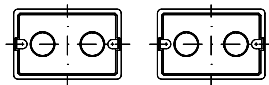


8 (4+4) GANG
GW 16 808

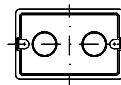


12 (6+6) GANG
GW 16 812

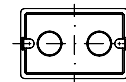
CENTRE DISTANCE OF BOXES FOR THE CORRECT FIXING OF THE CHORUS ONE, GEO, LUX AND ART PLATES (MINIMUM RECOMMENDED DISTANCES)



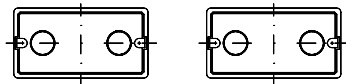
151
3 GANG, HORIZONTAL



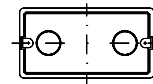
114



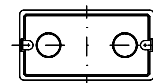
3 GANG, VERTICAL



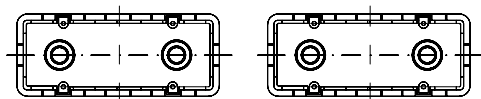
176
4 GANG, HORIZONTAL



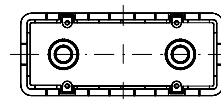
119



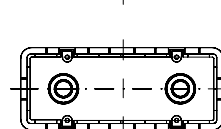
4 GANG, VERTICAL



226
6 GANG, HORIZONTAL



124



6 GANG, VERTICAL