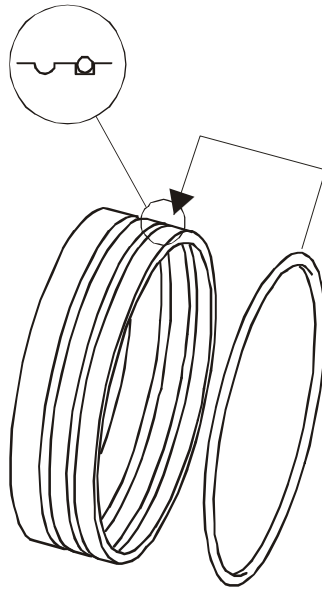
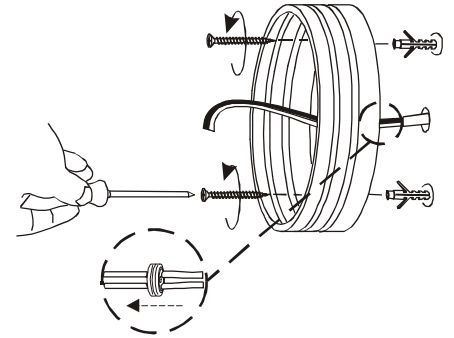


- RIMUOVERE LA BASE
- REMOVE THE BASE
- ENLEVER LA BASE
- DAS UNTERTEIL WEGNEHMEN
- QUITAR LA BASE

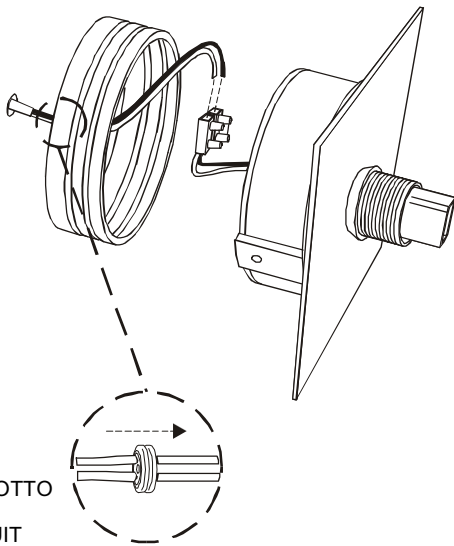


- POSIZIONARE L'OR COME DA DISEGNO
- PUT THE OR AS THE DRAWING
- POSITIONNER L'OR COMMET DA DESSIN
- DEN OR WIE DER ZEICHNUNG POSITIONEREN
- PONER EL OR COMO EL DISENO

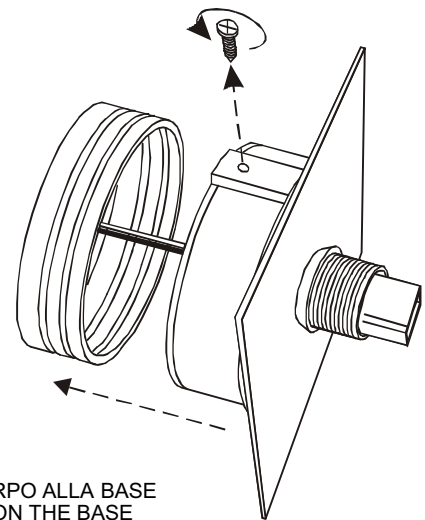
- SPINGERE LA VITE IN MODO DA FORARE LA BASE IN PROSSIMITA' DELLE IMPOSTE OVALI
- PUSH THE WALL FIXING SCREWS AGAINST THE PLASTIC HOLES IN ORDER TO GET THROUGH AND HAVE THE BACKPLATE FIXED ON THE WALL
- POUSSER LES VIS D'UNE FACON DE PRATIQUER UN TROU DANS LA BASE EN PLASTIQUE PRES DE SOMMIERS OVALES
- DIE SCHRAUBEN SCHIEBEN BIS WANN DIE KUNSTOFFBASIS IN DER NAHE DER ZWEI OVALEN SPUREN GESTOCHEN WIRD
- EMPUJAR LOS TORNILLOS DE MANERA QUE AGUJEREN LA BASE EN PLASTICO CERCA DE LOS POSTIGOS OVALADOS



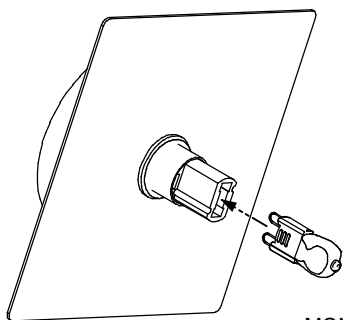
- FISSARE A MURO LA BASE
- FIX THE BASE ON THE WALL
- MONTER LA BASE AU MUR
- DAS UNTERTEIL AN DIE WAND BEFESTIGEN
- FIJAR A PARED LA BASE




- CABLARE IL PRODOTTO
- ELECTRIFICATION
- CABLER LE PRODUIT
- DEN ARTIKEL VERDRAHTEN
- CABLEAR EL PRODUCTO



- FISSARE IL CORPO ALLA BASE
- FIX THE BODY ON THE BASE
- FIXER LE CORPS A LA BASE
- DEN KORPER AN DASUNTERTEIL BEFESTIGEN
- FIJAR EL CUERPO A LA BASE



- MONTARE LA LAMPADINA
- INSERT THE LAMP
- MONTER L'AMPOULLE
- DAS LEUCHTMITTEL EINBAUEN
- PONER LA LAMPARA



- MONTAGGIO DEL VETRO
- FIX THE GLASS
- MONTAGE DU VERRE
- GLASEINBAU
- MONTAJE CRISTAL