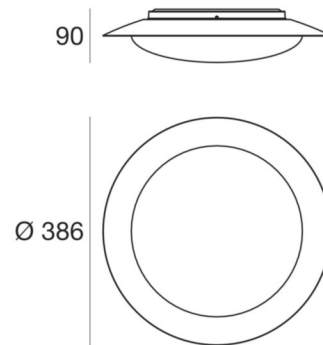
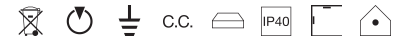




Ceiling Lights | 220-240 V | topLED 17 W 400 mA | CRI 80  
8276



Technical data	
Type	Surface
Installation position	Wall lights - Ceiling
Installation environment	Indoor
Light Source	LED
Optics	General Lighting
Light emission direction	downward
Power	17 W
Source lumens	1800 lm
Frequency	60 - 50 Hz
CCT / Tone	3000 K
Colour rendering index	80 Ra
Safety class	1
IP	IP40
Glow wire test	650°
Direct mounting on normally flammable surfaces	Yes
CE	Yes
ETL	No
Fire Rated (BS 476 PT21 compliant)	No
Driver included	Driver
Induction	No
Emergency mode	No
Motion sensor	No
Directional	No
Tilting	No
Walk-over	No
Drive-over	No
Cable included	No
Resin potting	No
Type of light emission	Single emission
Net weight	1 Kg

Finishing casing	
Material	Iron
Processing	Brushing

Finishing diffuser	
Material	PMMA
Colour	opaline



Ceiling Lights | 220-240 V | topLED 17 W 400 mA | CRI 80  
**8276**

Single emission ceiling lights for indoor application. The warm white LED light source with a general lighting light distribution is composed of 1 topLED LEDs with CCT of 3000 K and a CRI 80; the source luminous flux is 1800 lm, with a 105.9 lm/W nominal luminous efficacy.

The device body is made of iron, processed by means of brushing; the diffuser is made of pmma. The ingress protection degree is IP40; the total weight is of 1 kg.

The total absorbed power is 17 W.

The device features protection class I and can be wall lights or ceiling-mounted.

### Illuminotechnical Features

Light Output Ratio (LOR)	66 %
Source lumens	1800 lm
Delivered lumens	1199.65 lm
Consumption	17 W
Luminaire efficacy	70 lm/W
Colour temperature	3000 K
Standard Deviation of Colour Matching	3 Step MacAdam
Colour rendering index	80 Ra

### LED Life / Failure Ratio

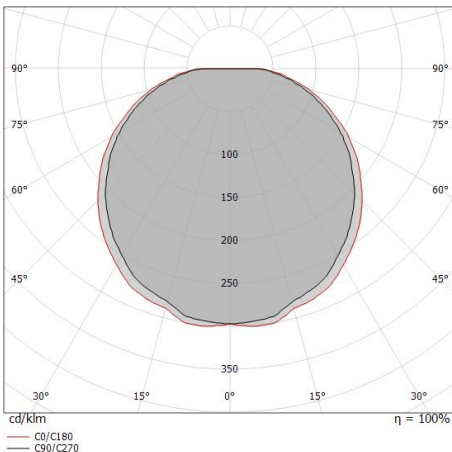
L70 B20 C0 72.5h
------------------

### UGR

X=4H   Y=8H	S=0.25H
Reflection factor	70/50/20
UGR transversal	< 22
UGR axial	< 22

### OPTICAL

Light distribution simmetry	Symmetrical 2
C0/C180 optics	124°
C90/C270 optics	120°



Distance [m]	Cone diameter [m]	E(0°)	E(C90)	E(C0)
0.5	1.74 1.89	1426	89	74
1.0	3.48 3.78	356	22	19
1.5	5.22 5.67	158	10	8
2.0	6.96 7.55	89	6	5
2.5	8.70 9.44	57	4	3
3.0	10.43 11.33	40	2	2

Distance [m]      Cone diameter [m]      Illuminance [lx]

— C0/C180 (Half-peak divergence: 124.2°)  
 — C90/C270 (Half-peak divergence: 120.2°)