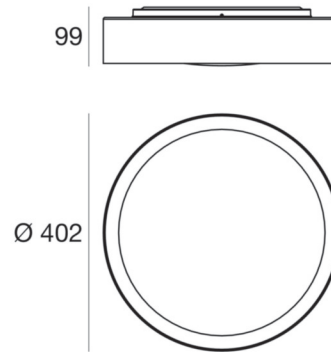





| CRI 80
8303



Technical data	
Type	Surface
Installation position	Wall lights - Ceiling
Installation environment	Indoor
Light Source	LED
Optics	General Lighting
Light emission direction	downward
Power	22 W
Source lumens	2700 lm
Frequency	60 - 50 Hz
CCT / Tone	3000 K
Colour rendering index	80 Ra
Safety class	1
IP	IP40
Glow wire test	650°
Direct mounting on normally flammable surfaces	Yes
CE	Yes
ETL	No
Fire Rated (BS 476 PT21 compliant)	No
Driver included	Driver
Induction	No
Emergency mode	No
Motion sensor	No
Directional	No
Tilting	No
Walk-over	No
Drive-over	No
Cable included	No
Resin potting	No
Type of light emission	Single emission
Net weight	1.5 Kg
Electrostatic discharge protection	No
Surge protection	No

Finishing casing	
Material	Iron - Iron
Colour	green - sand
Processing	Coating - Coating
Finishing diffuser	
Material	PMMA
Colour	opaline



| CRI 80
8303

Single emission ceiling lights for indoor application. The warm white LED light source with a general lighting light distribution is composed of 1 topped LEDs with CCT of 3000 K and a CRI 80; the source luminous flux is 2700 lm, with a 122.7 lm/W nominal luminous efficacy.

The device body is made of iron and features a green finish, processed by means of coating. The device body is made of iron and features a sand finish, processed by means of coating; the diffuser is made of pmma. The ingress protection degree is IP40; the total weight is of 1.5 kg.

The total absorbed power is 22 W.

The device features protection class I and can be wall lights or ceiling-mounted.

Illuminotechnical Features

Light Output Ratio (LOR)	61 %
Source lumens	2700 lm
Delivered lumens	1647.49 lm
Consumption	22 W
Luminaire efficacy	74 lm/W
Colour temperature	3000 K
Standard Deviation of Colour Matching	3 Step MacAdam
Colour rendering index	80 Ra

LED Life / Failure Ratio

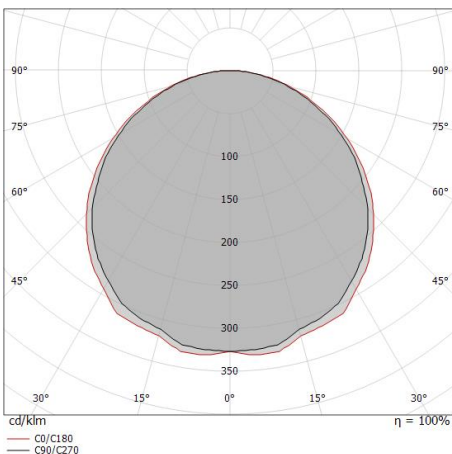
L70 B20 C0 72.5h

UGR

X=4H Y=8H	S=0.25H
Reflection factor	70/50/20
UGR transversal	< 22
UGR axial	< 22

OPTICAL

Light distribution simmetry	Symmetrical
C0/C180 optics	115°



Distance [m]	Cone diameter [m]	E(0°)	E(C90)	E(C0)	Illuminance [lx]
0.5	1.56 1.63	2153	169	158	
1.0	3.13 3.25	538	42	40	
1.5	4.69 4.88	239	19	18	
2.0	6.25 6.50	135	11	10	
2.5	7.82 8.13	86	7	6	
3.0	9.38 9.75	60	5	4	

Distance [m] Cone diameter [m] Illuminance [lx]

— C0/C180 (Half-peak divergence: 116.8°)
— C90/C270 (Half-peak divergence: 114.8°)