

| Product code | Color |
|--------------|-------|
| 209-510-31 | White |

General Specifications

| | |
|-----------------------|---|
| Product type | : Downlights |
| Mounting type | : Ceiling - recessed |
| Description | : Professional recessed downlight easy to install thanks to the patented spring device. Body and bezel in die-cast aluminium polyester painted. High resistant faceted polycarbonate reflector, coated in high vacuum. Black painted aluminium heat sink. Protection rating IP43. |
| Indoor/outdoor lights | : Indoor |
| Applications | : Accommodation facilities, Conference rooms, Hotels, Offices, Retail, Shopping centres, Showrooms |

Lighting specifications

| | |
|----------------------------------|------------------------|
| Average lamp life (h) | : L80B10 50.000 |
| Lamp description | : LED 2000lm 22W 3000K |
| Nominal lumens on thermal regime | : 2000 |
| Efficiency L.O.R. (%) | : 90,9 |
| Delivered lumens (lm) | : 1817 |
| Lamp wattage (W) | : 22 |
| Color temperature (K) | : 3000 |

Physical Specifications

| | |
|---------------------|--|
| Body | : Die-cast aluminium |
| Finishes | : Polyester painted |
| Reflector | : Visual Plus faceted polycarbonate, aluminium-coated in high vacuum |
| Thermal Dissipation | : Passive |
| Ring | : Die-cast aluminium |

Electrical Specifications


| | |
|-----------------|------------|
| Glow wire (°C) | : 850 |
| Driver | : Included |
| Driver mounting | : Remote |
| Voltage (V) | : 220/240 |
| Frequency (Hz) | : 50/60 |

Weight and Dimensions

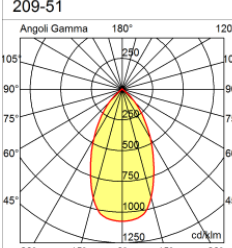
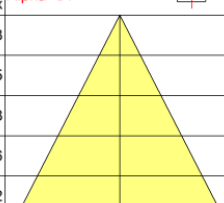

| | |
|------------------------|---------|
| Shape | : Round |
| External diameter (mm) | : 182 |
| Height (mm) | : 143 |
| Cutout shape | : Round |
| Cutout Diameter (mm) | : 172 |
| Recessed depth (mm) | : 200 |
| Weight (Kg) | : 1.4 |

Optical Specifications

| | |
|--------------------|-------------|
| Aiming | : Fixed |
| Light distribution | : Symmetric |
| Light emission | : Direct |
| Light beam | : 54° |

| Lamps | Lamp categories | Lamp type | Lamp wattage (W) | Nominal lumens on thermal regime (lm) | Color rendering (CRI) |
|--|-----------------|-------------|------------------|---------------------------------------|-----------------------|
|  | LED | Fortimo LED | 22 | 2000 | 80 |

Photometrics

| 209-51 | RA 18 Led Fortimo 22W 2000 lm | | | | R: 100% | I. Max: 1073 Cd/Klm | | | | |
|--|-------------------------------|------|---------|---------|---|---------------------|------|---------|---------|--|
| Angol Gamma | H[m] | D[m] | Max lux | Med lux | Alpha=54° | H[m] | D[m] | Max lux | Med lux | Beta=54° |
|  | 1.00 | 1.03 | 1950 | 1058 |  | 1.00 | 1.03 | 1950 | 1058 |  |
| | 2.00 | 2.06 | 487 | 265 | | 2.00 | 2.06 | 487 | 265 | |
| | 3.00 | 3.09 | 217 | 118 | | 3.00 | 3.09 | 217 | 118 | |
| | 4.00 | 4.12 | 122 | 66 | | 4.00 | 4.12 | 122 | 66 | |
| | 5.00 | 5.15 | 78 | 42 | | 5.00 | 5.15 | 78 | 42 | |

Pictures and Applications

