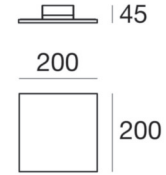
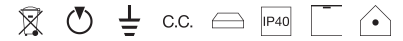




Ceiling Lights | 220-240 V | topLED 7 W 500 mA | CRI 90  
7488



Technical data	
Designer	Linea Light
Installation position	Ceiling
Installation environment	Indoor
Light Source	LED
Optics	General Lighting
Light emission direction	downward
Power	7 W
Luminous flux (source)	808 lm
Frequency	60 - 50 Hz
CCT / Tonalità	3000 K
Colour rendering index	90 Ra
Safety class	1
IP	IP40
Glow wire test	650°
Direct mounting on normally flammable surfaces	Yes
CE	Yes
ETL	No
Fire Rated (BS 476 PT21 compliant)	No
Driver included	Driver
Induction	No
Emergency mode	No
Motion sensor	No
Directional	No
Tilting	No
Walk-over	No
Drive-over	No
Cable included	No
Resin potting	No
Type of light emission	Single emission
Net weight	0.800 Kg

Finishing diffuser	
Material	PMMA
Colour	white
Processing	Satin finishing

Ceiling Lights | 220-240 V | topLED 7 W 500 mA | CRI 90  
7488

Single emission ceiling lights for indoor application. The warm white LED light source with a general lighting light distribution is composed of 16 topLED LEDs with CCT of 3000 K and a CRI 90; the source luminous flux is 808 lm, with a 115.4 lm/W nominal luminous efficacy.

The diffuser is made of pmma with a satin finishing treatment; the mounting frame is made of iron, with a embossed white ral 9003 finish, processed by means of coating. The ingress protection degree is IP40; the total weight is of 0.800 kg.

The total absorbed power is 7 W.

The device features protection class I and can be ceiling-mounted.

### Illuminotechnical Features

Light Output Ratio (LOR)	70 %
Luminous flux (source)	808 lm
Luminaire luminous flux	568 lm
Consumption	7 W
Luminaire efficacy	81 lm/W
Colour temperature	3000 K
Standard Deviation of Colour Matching	3 Step MacAdam
Colour rendering index	90 Ra

### Life / Failure Ratio

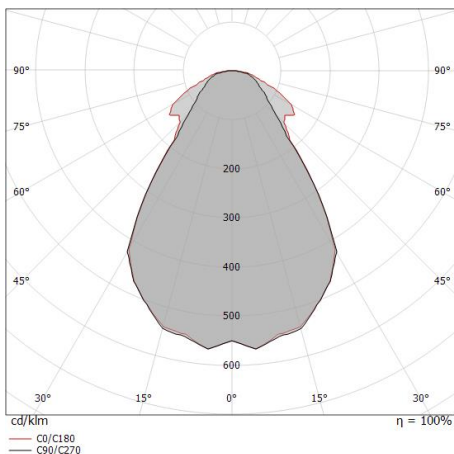
L80 B20 C0 80000h

### UGR

X=4H   Y=8H	S=0.25H
Reflection factor	70/50/20
UGR transversal	< 19
UGR axial	< 16

### OPTICAL

Light distribution simmetry	Symmetrical
Optica C0/C180	72°



0.5	0.72	E(0°) E(C0)	35.8°	1250 347
1.0	1.44	E(0°) E(C0)	35.8°	313 87
1.5	2.16	E(0°) E(C0)	35.8°	139 39
2.0	2.88	E(0°) E(C0)	35.8°	78 22
2.5	3.61	E(0°) E(C0)	35.8°	50 14
3.0	4.33	E(0°) E(C0)	35.8°	35 10

Distance [m]      Cone diameter [m]      Illuminance [lx]

— C0/C180 (Half-peak divergence: 71.6°)