

GUELL 2.5 A/W



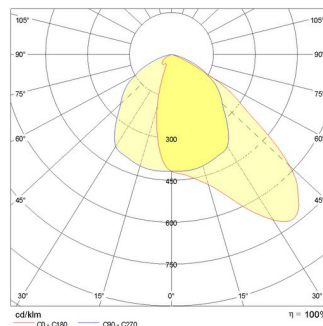
Part number	306200
Lampholder:	LED
Light Source:	LED
Wattage:	166 W
Finish:	GR-94 / Metallic grey / Textured
Insulation class:	I
Degree of protection:	IP 66
IK-J-xxIP:	IK07 3J xx5
CRI:	80
Kelvin:	4000
Power factor:	COS ϕ \geq 0,9
Optic:	Asymmetric Wide Reflector
Lightsource lumen output:	22284 lm
Luminaire lumen output:	19364 lm
L:	L70
B:	B10
Lifetime:	130000 h
Ta MIN luminaire:	-20°
Ta MAX luminaire:	40°



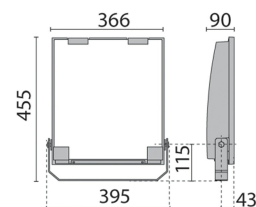
Description

- LED floodlight for indoor and outdoor lighting, comprising:
- Die-cast aluminium housing chemically pre-treated and painted with polyester powder coating
 - Flat tempered glass diffuser
 - Very high performance reflectors made of 99.99% plated aluminium, polished, oxidised and free of iridescence
 - Asymmetrical optic
 - Anti-ageing silicone gasket
 - Cable gland M20x1.5 for cables \varnothing 10- \varnothing 14 mm
 - Analogue dimmable HF ballast, 1-10 V
 - Stainless steel external screws
 - Fully integrated stainless steel aluminium spring clips
 - Powder coated steel bracket

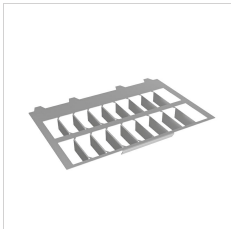
PHOTOMETRIC DATA



TECHNICAL DRAWINGS




GUELL 2.5 A/W (166 W - 238 W)




310962
Louvre GUELL 2.5 Symmetrical

GUELL 2.5 A/W - S/W (166 W - 238 W)

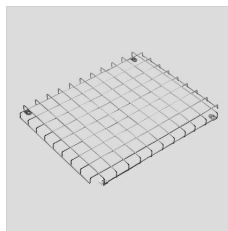


310964
GUELL 2.5 frosted glass

GUELL 2.5



310963
Cover GUELL 2.5



310965
Protective grid GUELL 2.5



310982
Wall mount support 1000 mm



310967
Double pole top support GUELL 2.5



310966
Single pole top support GUELL 2.5