

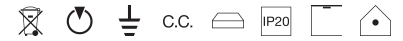




Ceiling Lights | 220-240 V | topLED 32 W 850 mA | CRI 85
90307



Technical data	
Type	Surface
Installation position	Ceiling
Installation environment	Indoor
Light Source	LED
Optics	General Lighting
Light emission direction	downward
Power	32 W
Source lumens	3782 lm
Frequency	60 - 50 Hz
CCT / Tone	3000 K
Colour rendering index	85 Ra
Safety class	1
IP	IP20
Glow wire test	850°
Direct mounting on normally flammable surfaces	Yes
CE	Yes
ETL	No
Fire Rated (BS 476 PT21 compliant)	No
Driver included	Driver
Induction	No
Emergency mode	No
Motion sensor	No
Directional	No
Tilting	No
Walk-over	No
Drive-over	No
Cable included	No
Resin potting	No
Type of light emission	Single emission

Finishing casing	
Material	Iron
Colour	embossed white RAL 9003
Processing	Coating

Finishing diffuser	
Material	Glass
Colour	white
Processing	Sandblasting



Ceiling Lights | 220-240 V | topLED 32 W 850 mA | CRI 85
90307

Single emission ceiling lights for indoor application. The warm white LED light source with a general lighting light distribution is composed of 108 topped LEDs with CCT of 3000 K and a CRI 85; the source luminous flux is 3782 lm, with a 118.2 lm/W nominal luminous efficacy.

The device body is made of iron and features a embossed white ral 9003 finish, processed by means of coating; the diffuser is made of glass with a sandblasting treatment. The ingress protection degree is IP20;

The total absorbed power is 32 W.

The device features protection class I and can be ceiling-mounted.

Illuminotechnical Features

Source lumens	3782 lm
Colour temperature	3000 K
Standard Deviation of Colour Matching	3 Step MacAdam
Colour rendering index	85 Ra

LED Life / Failure Ratio

L70 B20 C0 72.5h