

PRODUCT DATASHEET

DULUX D/E 13 W/830

OSRAM DULUX D/E | CFLni, 2 tubes, with 4-pin base for ECG operation



AREAS OF APPLICATION

- Offices, public buildings
- Shops
- Supermarkets and department stores
- Hotels, restaurants
- Industry

PRODUCT BENEFITS

- Extremely economical
- Good quality of light
- Excellent luminous flux
- Long service life
- Improved maintenance
- OSRAM System+ Guarantee in combination with OSRAM QUICKTRONIC ECG

PRODUCT FEATURES

- Average life: 20,000 h (with QUICKTRONIC)
- Color rendering index R_a : 80...89
- Dimmable (3...100 %)
- Short and compact pin-base lamp with double-turn tubes
- Single-ended four-pin plug-in G24q base
- Operates on battery, solar and AC power with suitable electronic control gear



TECHNICAL DATA


Electrical data

Nominal wattage	13.00 W
Rated lamp efficacy (HF data 25 °C)	Under clarification by authority and standardization body
Rated wattage	13.00 W

Photometrical data

Nominal luminous flux	900 lm
Light color (designation)	LUMILUX Warm White
Luminous flux at	900 lm
Rated luminous flux	900 lm
Rated color temperature	3000 K
Color rendering index Ra	80...89
Rated LLMF at 2,000 h	0.90
Rated LLMF at 4,000 h	0.84
Rated LLMF at 6,000 h	0.83
Rated LLMF at 8,000 h	0.81
Rated LLMF at 12,000 h	0.79
Rated LLMF at 16,000 h	0.78
Rated LLMF at 20,000 h	0.77

Dimensions & weight



Diameter	12.0 mm
Overall length	129.0 mm
Length	131.0 mm
Length acc. to IEC standard	130 mm
Length with base excl. base pins/connection	115.00 mm
Outer bulb	T11
Maximum diameter	11.0 mm

Lifespan

Nominal lamp life time	20000 h
Rated lamp life time	20000 h
Service life	13000 h ¹⁾
Rated lamp survival factor at 2,000 h	0.99
Rated lamp survival factor at 4,000 h	0.99
Rated lamp survival factor at 6,000 h	0.99
Rated lamp survival factor at 8,000 h	0.99
Rated lamp survival factor at 12,000 h	0.95
Rated lamp survival factor at 16,000 h	0.81
Rated lamp survival factor at 20,000 h	0.50
Operation mode LLMF/LSF	HF
Lifespan	20000 h ¹⁾

¹⁾ With preheat ECG

Additional product data

Base (standard designation)	G24q-1
Mercury content	1.3 mg

Capabilities

Dimmable	Yes
Suitable for indoor	Yes

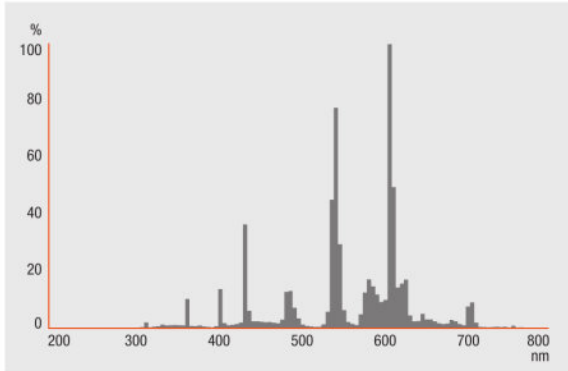
Certificates & standards

Energy efficiency class	A
Energy consumption	15 kWh/1000h

Country specific categorizations

ILCOS	FSQH-13/830-/P/-G24q-1
-------	------------------------

Light Distribution



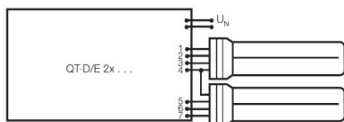
Spectral power distribution

EQUIPMENT / ACCESSORIES

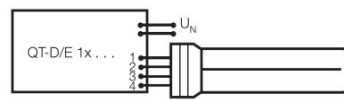
- Suitable for operation on electronic control gear

SAFETY ADVICE

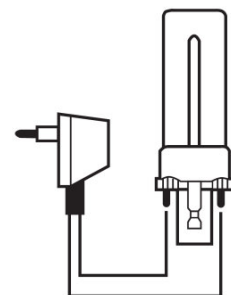
In case of lamp breakage: www.ledvance.com/brokenlamp



Circuit diagram



Circuit diagram



Circuit diagram

LOGISTICAL DATA

Product code	Product description	Packaging unit (Pieces/Unit)	Dimensions (length x width x height)	Volume	Gross weight
4050300389059	DULUX D/E 13 W/830	Shipping carton box 10	164 mm x 159 mm x 110 mm	2.87 dm ³	543.00 g

The mentioned product code describes the smallest quantity unit which can be ordered. One shipping unit can contain one or more single products. When placing an order, for the quantity please enter single or multiples of a shipping unit.

DISCLAIMER

Subject to change without notice. Errors and omission excepted. Always make sure to use the most recent release.

OSRAM DULUX D/E | CFLni, 2 tubes, with 4-pin base for ECG operation

Product name	Product name ECG	EAN	Nominal current	Nominal wattage + Power loss	Luminous flux at	Number of lighting outlets	EEI – Energy Label
DULUX D/E 13 W/830	QT-ECO 1x4-16/220-240 L	4050300660370	0.10 A	14.00 W	850 lm	1	A2
	QT-ECO 1x4-16/220-240 S	4050300638584	0.10 A	14.00 W	850 lm	1	A2
	QTP-D/E 1x10-13	4008321181572	0.07 A	15.00 W	900 lm	1	
	QTP-D/E 2x10-13	4008321181596	0.13 A	29.00 W	2*900 lm	2	