

# PRODUCT DATASHEET

## DULUX D 26 W/830

OSRAM DULUX D | CFLni, 2 tubes, with 2-pin base for CCG operation



---

### AREAS OF APPLICATION

- Offices, public buildings
- Shops
- Supermarkets and department stores
- Hotels, restaurants
- Industry

---

### PRODUCT BENEFITS

- Extremely economical
- Good quality of light
- Excellent luminous flux
- Long service life
- Improved maintenance

---

### PRODUCT FEATURES

- Average life: 10,000 h
- Color rendering index  $R_a$ : 80...89
- Short and compact pin-base lamp with double-turn tubes
- Single-ended two-pin plug-in G24d base



**TECHNICAL DATA**


Electrical data

<b>Nominal wattage</b>	26.00 W
<b>Rated wattage</b>	26.00 W

Photometrical data

<b>Nominal luminous flux</b>	1800 lm
<b>Light color (designation)</b>	LUMILUX Warm White
<b>Luminous flux at</b>	1800 lm
<b>Rated luminous flux</b>	1800 lm
<b>Rated color temperature</b>	3000 K
<b>Color rendering index Ra</b>	80...89
<b>Rated LLMF at 2,000 h</b>	0.85
<b>Rated LLMF at 4,000 h</b>	0.78
<b>Rated LLMF at 6,000 h</b>	0.76
<b>Rated LLMF at 8,000 h</b>	0.75

Dimensions & weight



<b>Diameter</b>	11.0 mm
<b>Overall length</b>	170.0 mm
<b>Length</b>	172.0 mm
<b>Length acc. to IEC standard</b>	160 mm
<b>Length with base excl. base pins/connection</b>	149.00 mm
<b>Outer bulb</b>	T11
<b>Maximum diameter</b>	11.0 mm

Lifespan

<b>Nominal lamp life time</b>	10000 h
<b>Rated lamp life time</b>	10000 h

<b>Service life</b>	6500 h
<b>Rated lamp survival factor at 2,000 h</b>	0.99
<b>Rated lamp survival factor at 4,000 h</b>	0.99
<b>Rated lamp survival factor at 6,000 h</b>	0.95
<b>Rated lamp survival factor at 8,000 h</b>	0.81
<b>Operation mode LLMF/LSF</b>	50 Hz
<b>Lifespan</b>	10000 h <sup>1)</sup>

<sup>1)</sup> With CCG/LLCG

#### Additional product data

<b>Base (standard designation)</b>	G24d-3
<b>Mercury content</b>	1.3 mg

#### Capabilities

<b>Dimmable</b>	No
<b>Suitable for indoor</b>	Yes

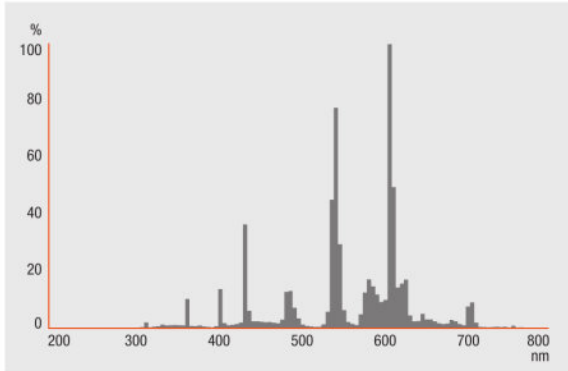
#### Certificates & standards

<b>Energy efficiency class</b>	A
<b>Energy consumption</b>	32 kWh/1000h

#### Country specific categorizations

<b>ILCOS</b>	FSQ-26/830-I-G24d-3
--------------	---------------------

## Light Distribution




---

Spectral power distribution

---

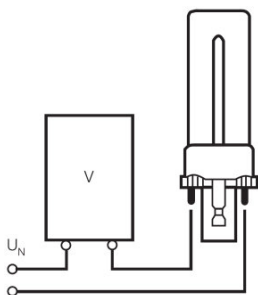
## EQUIPMENT / ACCESSORIES

- Suitable for operation on conventional control gear

---

## SAFETY ADVICE

In case of lamp breakage: [www.ledvance.com/brokenlamp](http://www.ledvance.com/brokenlamp)




---

Circuit diagram

---

## LOGISTICAL DATA

Product code	Product description	Packaging unit (Pieces/Unit)	Dimensions (length x width x height)	Volume	Gross weight
4050300025711	DULUX D 26 W/830	Shipping carton box 10	135 mm x 162 mm x 167 mm	3.65 dm <sup>3</sup>	695.00 g

The mentioned product code describes the smallest quantity unit which can be ordered. One shipping unit can contain one or more single products. When placing an order, for the quantity please enter single or multiples of a shipping unit.

---

#### DISCLAIMER

Subject to change without notice. Errors and omission excepted. Always make sure to use the most recent release.