



Product code	Colour
--------------	--------

234-239BN-21	Mat white
--------------	-----------

General Specifications

Product type	: Downlights
Mounting type	: Ceiling - recessed
Description	: Fixed downlight for accent lighting, designed for the last generation of COB LEDs. LED drivers should be ordered separately, the wattage of the fittings changes depending on the selected driver. Protection rating IP44. Low glare level: UGR < 10.

Indoor/outdoor lights	: Indoor
Applications	: Residential, Retail , Shopping centres, Showrooms

Lighting specifications

Average lamp life (h)	: 50.000
Lamp description	: LED 550lm 5.5W 3000K
Nominal lumens on thermal regime	: 550
Efficiency L.O.R. (%)	: 91
Delivered lumens (lm)	: 501
Lamp wattage (W)	: 5.5
Color temperature (K)	: 3000

Physical Specifications

Body	: Die-cast aluminium
Finishes	: Polyester painted
Reflector	: Mirror-metallized thermoplastic material
Closing Screen	: Clear polycarbonate
Thermal Dissipation	: Passive

Electrical Specifications

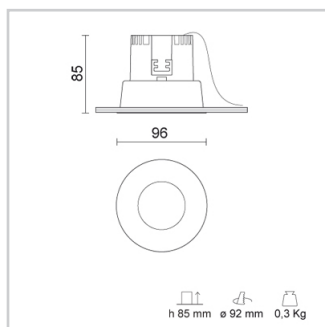
Glow wire (°C)	: 850
Driver	: Separate item
Driver mounting	: Remote

Weight and Dimensions

Shape	: Round
External diameter (mm)	: 96
False ceiling thickness (mm)	: 1-30
Height (mm)	: 85
Cutout shape	: Round
Cutout Diameter (mm)	: 92
Recessed depth (mm)	: 85
Weight (Kg)	: 0.3

Optical Specifications

Aiming	: Fixed
Light distribution	: Symmetric
Light emission	: Direct
Light beam	: 26°
Note	: 45° (mirror metallized), 65° (white) optics are available on demand.
Unified Glare Rating (U.G.R.)	: <10



Accessories

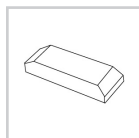


28-3868-31
Professional
optic device
65°




28-3868-51
Professional
optic device
45°

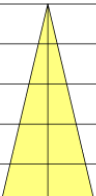
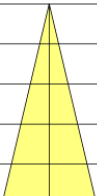
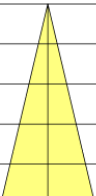
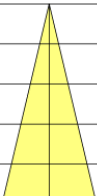
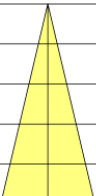
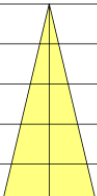
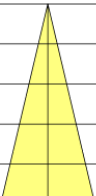
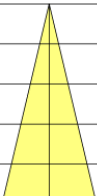
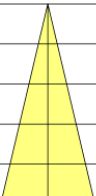
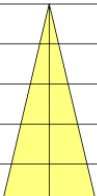
Drivers



81-04007
Driver 350mA
dimmable on
the mains
and 1-10V

Lamps	Lamp categories	Lamp type	Lamp wattage (W)	Nominal lumens on thermal regime (lm)	Color rendering (CRI)
	LED	COB LED	5.5	550	90

Photometrics

234-23 Gamma Angles 180° 120° 90° 75° 60° 45° 30° 15° 0° 15° 30°	RA 8 TL DIXIT LED 6,5W 550 lm				Alpha=26°		R:100%				Beta=26°		I.Max:2958 Cd/Klm			
	H[m]	D[m]	Max lux	Med lux			H[m]	D[m]	Max lux	Med lux			H[m]	D[m]	Max lux	Med lux
105°	1.00	0.47	1508	939			1.00	0.47	1508	939			1.00	0.47	1508	939
90°	2.00	0.94	377	235			2.00	0.94	377	235			2.00	0.94	377	235
75°	3.00	1.41	168	104			3.00	1.41	168	104			3.00	1.41	168	104
60°	4.00	1.89	94	59			4.00	1.89	94	59			4.00	1.89	94	59
45°	5.00	2.36	60	38			5.00	2.36	60	38			5.00	2.36	60	38

Pictures and Applications

