

PRODUCT FAMILY DATASHEET

OSRAM DULUX T/E PLUS

CFLni, 3 tubes, with 4-pin base for ECG operation



AREAS OF APPLICATION

- Offices, public buildings
- Shops
- Supermarkets and department stores
- Hotels, restaurants
- Industrial lighting

PRODUCT BENEFITS

- Extremely economical
- Good quality of light
- Excellent luminous flux
- Long service life
- Improved maintenance
- OSRAM System+ Guarantee in combination with OSRAM QUICKTRONIC ECG

PRODUCT FEATURES

- Average life: 20,000 h (with QUICKTRONIC)
- Color rendering index R_a : 80...89
- Dimmable (3...100 %)
- Short and compact pin-base lamp with triple-turn tubes
- Single-ended four-pin plug-in GX24q base with shortened base casing



TECHNICAL DATA

Product description	Electrical data				Photometrical data					Dimensions & weight	
	Nominal wattage	Rated lamp efficacy (HF data 25 °C)	Rated wattage	Nominal voltage	Nominal luminous flux	Luminous flux at	Rated luminous flux	Color temperature	Color rendering index Ra	Diameter	Overall length
DULUX T/E PLUS 13 W/827	13.00 W	Under clarification by authority and standardization body	13.00 W		900 lm	900 lm	900 lm	2700 K	≥80	11.0 mm	104.0 mm
DULUX T/E PLUS 13 W/830	13.00 W	Under clarification by authority and standardization body	13.00 W		900 lm	900 lm	900 lm	3000 K	≥80	11.0 mm	104.0 mm
DULUX T/E PLUS 13 W/840	13.00 W	Under clarification by authority and standardization body	13.00 W		900 lm	900 lm	900 lm	4000 K	≥80	11.0 mm	104.0 mm
DULUX T/E PLUS 18 W/827 ¹⁾	18.00 W	Under clarification by authority and standardization body	18.00 W	100 V	1200 lm	1200 lm	1200 lm	2700 K	80...89	12.0 mm	115.0 mm
DULUX T/E PLUS 18 W/830 ¹⁾	18.00 W	Under clarification by authority and standardization body	18.00 W	100 V	1200 lm	1200 lm	1200 lm	3000 K	80...89	12.0 mm	115.0 mm
DULUX T/E PLUS 18 W/840 ¹⁾	18.00 W	Under clarification by authority and standardization body	18.00 W	100 V	1200 lm	1200 lm	1200 lm	4000 K	80...89	12.0 mm	115.0 mm
DULUX T/E PLUS 26 W/827 ¹⁾	26.00 W	Under clarification by authority and standardization body	26.50 W		1800 lm	1800 lm	1800 lm	2700 K	80...89	12.0 mm	130.0 mm
DULUX T/E PLUS 26 W/830 ¹⁾	26.00 W	Under clarification by authority and standardization body	26.50 W		1800 lm	1800 lm	1800 lm	3000 K	80...89	12.0 mm	130.0 mm

Product description	Electrical data				Photometrical data					Dimensions & weight	
	Nominal wattage	Rated lamp efficacy (HF data 25 °C)	Rated wattage	Nominal voltage	Nominal luminous flux	Luminous flux at	Rated luminous flux	Color temperature	Color rendering index Ra	Diameter	Overall length
DULUX T/E PLUS 26 W/840 ¹⁾	26.00 W	Under clarification by authority and standardization body	26.50 W		1800 lm	1800 lm	1800 lm	4000 K	80...89	12.0 mm	130.0 mm
DULUX T/E PLUS 32 W/827 ¹⁾	32.00 W	Under clarification by authority and standardization body	32.00 W	100 V	2400 lm	2400 lm	2400 lm	2700 K	80...89	12.0 mm	146.0 mm
DULUX T/E PLUS 32 W/830 ¹⁾	32.00 W	Under clarification by authority and standardization body	32.00 W	100 V	2400 lm	2400 lm	2400 lm	3000 K	80...89	12.0 mm	146.0 mm
DULUX T/E PLUS 32 W/840 ¹⁾	32.00 W	Under clarification by authority and standardization body	32.00 W	100 V	2400 lm	2400 lm	2400 lm	4000 K	80...89	12.0 mm	146.0 mm
DULUX T/E PLUS 42 W/827 ¹⁾	42.00 W	Under clarification by authority and standardization body	43.00 W	135 V	3200 lm	3200 lm	3200 lm	2700 K	80...89	12.0 mm	167.0 mm
DULUX T/E PLUS 42 W/830 ¹⁾	42.00 W	74 lm/W	43.00 W	135 V	3200 lm	3200 lm	3200 lm	3000 K	80...89	12.0 mm	167.0 mm
DULUX T/E PLUS 42 W/840 ¹⁾	42.00 W	74 lm/W	43.00 W	135 V	3200 lm	3200 lm	3200 lm	4000 K	80...89	12.0 mm	167.0 mm

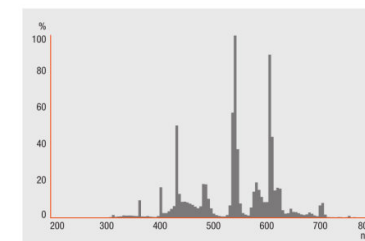
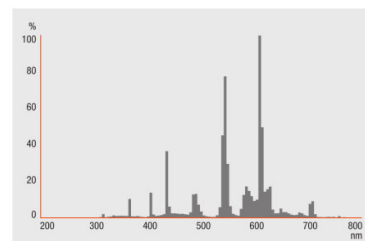
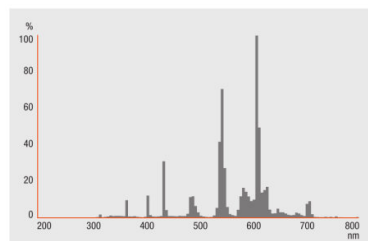
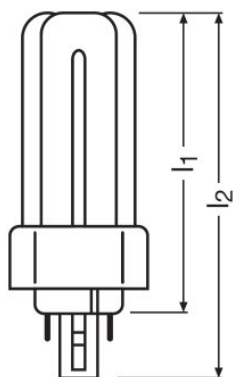
Product description	Lifespan			Additional product data		Capabilities	Certificates & standards	
	Nominal lamp life time	Rated lamp life time	Service life	Base (standard designation)	Mercury content	Dimmable	Energy efficiency class	Energy consumption
DULUX T/E PLUS 13 W/827	20000 h	20000 h	13000 h ²⁾	GX24q-1	1.7 mg	Yes	A	15 kWh/1000h
DULUX T/E PLUS 13 W/830	20000 h	20000 h	13000 h ²⁾	GX24q-1	1.7 mg	Yes	A	15 kWh/1000h
DULUX T/E PLUS 13 W/840	20000 h	20000 h	13000 h ²⁾	GX24q-1	1.7 mg	Yes	A	15 kWh/1000h
DULUX T/E PLUS 18 W/827 ¹⁾	20000 h	20000 h	13000 h	GX24q-2	1.7 mg	Yes	A	20 kWh/1000h
DULUX T/E PLUS 18 W/830 ¹⁾	20000 h	20000 h	13000 h	GX24q-2	1.7 mg	Yes	A	20 kWh/1000h
DULUX T/E PLUS 18 W/840 ¹⁾	20000 h	20000 h	13000 h	GX24q-2	1.7 mg	Yes	A	20 kWh/1000h

Product description	Lifespan			Additional product data		Capabilities	Certificates & standards	
	Nominal lamp life time	Rated lamp life time	Service life	Base (standard designation)	Mercury content	Dimmable	Energy efficiency class	Energy consumption
DULUX T/E PLUS 26 W/827 ¹⁾	20000 h	20000 h	13000 h ²⁾	GX24q-3	1.7 mg	Yes	A	30 kWh/1000h
DULUX T/E PLUS 26 W/830 ¹⁾	20000 h	20000 h	13000 h ²⁾	GX24q-3	1.7 mg	Yes	A	30 kWh/1000h
DULUX T/E PLUS 26 W/840 ¹⁾	20000 h	20000 h	13000 h ²⁾	GX24q-3	1.7 mg	Yes	A	30 kWh/1000h
DULUX T/E PLUS 32 W/827 ¹⁾	20000 h	20000 h	13000 h ²⁾	GX24q-3	1.7 mg	Yes	A	36 kWh/1000h
DULUX T/E PLUS 32 W/830 ¹⁾	20000 h	20000 h	13000 h ²⁾	GX24q-3	1.7 mg	Yes	A	36 kWh/1000h
DULUX T/E PLUS 32 W/840 ¹⁾	20000 h	20000 h	13000 h ²⁾	GX24q-3	1.7 mg	Yes	A	36 kWh/1000h
DULUX T/E PLUS 42 W/827 ¹⁾	20000 h	20000 h	13000 h	GX24q-4	1.7 mg	Yes	A	48 kWh/1000h
DULUX T/E PLUS 42 W/830 ¹⁾	20000 h	20000 h	13000 h	GX24q-4	1.7 mg	Yes	A	48 kWh/1000h
DULUX T/E PLUS 42 W/840 ¹⁾	20000 h	20000 h	13000 h	GX24q-4	1.7 mg	Yes	A	48 kWh/1000h

Product description	Country specific categorizations
	ILCOS
DULUX T/E PLUS 13 W/827	FSMH-13/827-/P/-GX24q-1
DULUX T/E PLUS 13 W/830	FSMH-13/830-/P/-GX24q-1
DULUX T/E PLUS 13 W/840	FSMH-13/840-/P/-GX24q-1
DULUX T/E PLUS 18 W/827 ¹⁾	FSMH-18/827-/P/-GX24q-2
DULUX T/E PLUS 18 W/830 ¹⁾	FSMH-18/830-/P/-GX24q-2
DULUX T/E PLUS 18 W/840 ¹⁾	FSMH-18/840-/P/-GX24q-2
DULUX T/E PLUS 26 W/827 ¹⁾	FSMH-26/827-/P/-GX24q-3
DULUX T/E PLUS 26 W/830 ¹⁾	FSMH-26/830-/P/-GX24q-3
DULUX T/E PLUS 26 W/840 ¹⁾	FSMH-26/840-/P/-GX24q-3
DULUX T/E PLUS 32 W/827 ¹⁾	FSMH-32/827-/P/-GX24q-3
DULUX T/E PLUS 32 W/830 ¹⁾	FSMH-32/830-/P/-GX24q-3
DULUX T/E PLUS 32 W/840 ¹⁾	FSMH-32/840-/P/-GX24q-3
DULUX T/E PLUS 42 W/827 ¹⁾	FSMH-42/827-/P/-GX24q-4
DULUX T/E PLUS 42 W/830 ¹⁾	FSMH-42/830-/P/-GX24q-4
DULUX T/E PLUS 42 W/840 ¹⁾	FSMH-42/840-/P/-GX24q-4

¹⁾ For ECG operation only

²⁾ With preheat ECG



DULUX T/E PLUS 13 W/827, DULUX T/E PLUS 13 W/830, DULUX T/E PLUS 13 W/840, DULUX T/E PLUS 18 W/827, DULUX T/E PLUS 18 W/830, DULUX T/E PLUS 18 W/840, DULUX T/E PLUS 26 W/827, DULUX T/E PLUS 26 W/830, DULUX T/E PLUS 26 W/840, DULUX T/E PLUS 32 W/827, DULUX T/E PLUS 32 W/830, DULUX T/E PLUS 32 W/840, DULUX T/E PLUS 42 W/827, DULUX T/E PLUS 42 W/830, DULUX T/E PLUS 42 W/840

DULUX T/E PLUS 13 W/827, DULUX T/E PLUS 18 W/827, DULUX T/E PLUS 26 W/827, DULUX T/E PLUS 32 W/827, DULUX T/E PLUS 42 W/827

DULUX T/E PLUS 13 W/830, DULUX T/E PLUS 18 W/830, DULUX T/E PLUS 26 W/830, DULUX T/E PLUS 32 W/830, DULUX T/E PLUS 42 W/830

DULUX T/E PLUS 13 W/840, DULUX T/E PLUS 18 W/840, DULUX T/E PLUS 26 W/840, DULUX T/E PLUS 32 W/840, DULUX T/E PLUS 42 W/840

EQUIPMENT / ACCESSORIES

- Suitable for operation on electronic control gear

SAFETY ADVICE

In case of lamp breakage: www.ledvance.com/brokenlamp

APPLICATION ADVICE

For more detailed application information and graphics please see product datasheet.

LOGISTICAL DATA

Product code	Product description	Packaging unit (Pieces/Unit)	Dimensions (length x width x height)	Volume	Gross weight
4050300447001	DULUX T/E PLUS 13 W/827	Shipping carton box 10	260 mm x 133 mm x 107 mm	3.70 dm ³	714.00 g
4050300446981	DULUX T/E PLUS 13 W/830	Shipping carton box 10	256 mm x 134 mm x 107 mm	3.67 dm ³	680.00 g
4050300446967	DULUX T/E PLUS 13 W/840	Shipping carton box 10	256 mm x 129 mm x 114 mm	3.76 dm ³	754.50 g
4050300342269	DULUX T/E PLUS 18 W/827	Shipping carton box 10	229 mm x 145 mm x 142 mm	4.72 dm ³	743.00 g
4050300342245	DULUX T/E PLUS 18 W/830	Shipping carton box 10	256 mm x 141 mm x 108 mm	3.90 dm ³	743.00 g
4050300342221	DULUX T/E PLUS 18 W/840	Shipping carton box 10	260 mm x 143 mm x 106 mm	3.94 dm ³	777.00 g
4050300342320	DULUX T/E PLUS 26 W/827	Shipping carton box 10	256 mm x 159 mm x 103 mm	4.19 dm ³	844.00 g
4050300342306	DULUX T/E PLUS 26 W/830	Shipping carton box 10	240 mm x 149 mm x 139 mm	4.97 dm ³	827.00 g
4050300342283	DULUX T/E PLUS 26 W/840	Shipping carton box 10	260 mm x 159 mm x 116 mm	4.80 dm ³	853.00 g
4050300348605	DULUX T/E PLUS 32 W/827	Shipping carton box 10	256 mm x 169 mm x 104 mm	4.50 dm ³	901.00 g
4050300348582	DULUX T/E PLUS 32 W/830	Shipping carton box 10	227 mm x 153 mm x 148 mm	5.14 dm ³	901.00 g
4050300348568	DULUX T/E PLUS 32 W/840	Shipping carton box 10	240 mm x 172 mm x 125 mm	5.16 dm ³	911.00 g
4050300425665	DULUX T/E PLUS 42 W/827	Shipping carton box 10	256 mm x 151 mm x 147 mm	5.68 dm ³	1172.33 g

Product code	Product description	Packaging unit (Pieces/Unit)	Dimensions (length x width x height)	Volume	Gross weight
4050300425641	DULUX T/E PLUS 42 W/830	Shipping carton box 10	218 mm x 191 mm x 140 mm	5.83 dm ³	999.00 g
4050300425627	DULUX T/E PLUS 42 W/840	Shipping carton box 10	222 mm x 191 mm x 139 mm	5.89 dm ³	999.00 g

The mentioned product code describes the smallest quantity unit which can be ordered. One shipping unit can contain one or more single products. When placing an order, for the quantity please enter single or multiples of a shipping unit.

DISCLAIMER

Subject to change without notice. Errors and omission excepted. Always make sure to use the most recent release.