

PRODUCT DATASHEET

DULUX T/E PLUS 42 W/830

OSRAM DULUX T/E PLUS | CFLni, 3 tubes, with 4-pin base for ECG operation



AREAS OF APPLICATION

- Offices, public buildings
- Shops
- Supermarkets and department stores
- Hotels, restaurants
- Industrial lighting

PRODUCT BENEFITS

- Extremely economical
- Good quality of light
- Excellent luminous flux
- Long service life
- Improved maintenance
- OSRAM System+ Guarantee in combination with OSRAM QUICKTRONIC ECG

PRODUCT FEATURES

- Average life: 20,000 h (with QUICKTRONIC)
- Color rendering index R_a : 80...89
- Dimmable (3...100 %)
- Short and compact pin-base lamp with triple-turn tubes
- Single-ended four-pin plug-in GX24q base with shortened base casing



TECHNICAL DATA

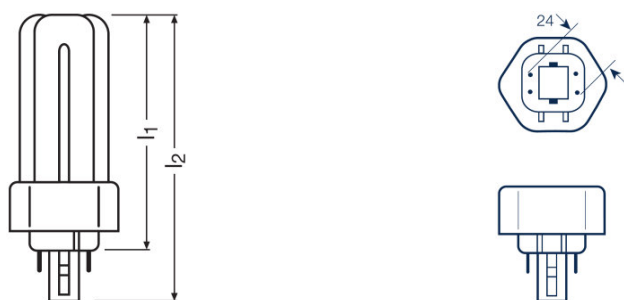
Electrical data

Nominal wattage	42.00 W
Nominal voltage	135 V
Rated lamp efficacy (HF data 25 °C)	74 lm/W
Rated wattage	43.00 W

Photometrical data

Nominal luminous flux	3200 lm
Light color (designation)	LUMILUX Warm White
Luminous flux at	3200 lm
Rated luminous flux	3200 lm
Rated color temperature	3000 K
Color rendering index Ra	80...89
Rated LLMF at 2,000 h	0.90
Rated LLMF at 4,000 h	0.84
Rated LLMF at 6,000 h	0.83
Rated LLMF at 8,000 h	0.81
Rated LLMF at 12,000 h	0.79
Rated LLMF at 16,000 h	0.78
Rated LLMF at 20,000 h	0.77

Dimensions & weight



Diameter	12.0 mm
Overall length	167.0 mm
Length	169.0 mm
Length acc. to IEC standard	155 mm
Length with base excl. base pins/connection	153.00 mm
Outer bulb	T12

Lifespan

Nominal lamp life time	20000 h
Rated lamp life time	20000 h
Service life	13000 h
Rated lamp survival factor at 2,000 h	0.99
Rated lamp survival factor at 4,000 h	0.99
Rated lamp survival factor at 6,000 h	0.99
Rated lamp survival factor at 8,000 h	0.99
Rated lamp survival factor at 12,000 h	0.95
Rated lamp survival factor at 16,000 h	0.81
Rated lamp survival factor at 20,000 h	0.50
Operation mode LLMF/LSF	HF
Lifespan	20000 h ¹⁾

¹⁾ With preheat ECG

Additional product data

Base (standard designation)	GX24q-4
Mercury content	1.7 mg
Product remark	For ECG operation only

Capabilities

Dimmable	Yes
----------	-----

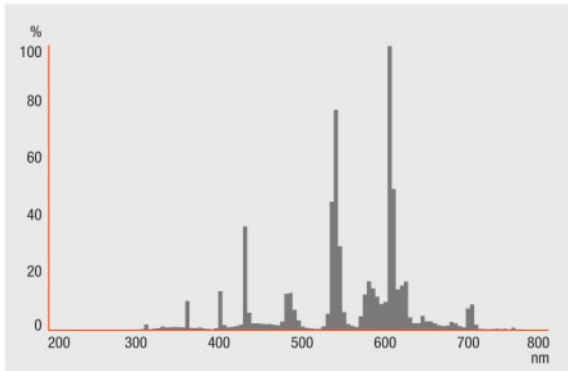
Certificates & standards

Energy efficiency class	A
Energy consumption	48 kWh/1000h

Country specific categorizations

ILCOS	FSMH-42/830-/P/-GX24q-4
-------	-------------------------

Light Distribution



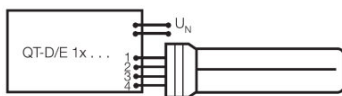
Spectral power distribution

EQUIPMENT / ACCESSORIES

- Suitable for operation on electronic control gear

SAFETY ADVICE

In case of lamp breakage: www.ledvance.com/brokenlamp



Circuit diagram

LOGISTICAL DATA

Product code	Product description	Packaging unit (Pieces/Unit)	Dimensions (length x width x height)	Volume	Gross weight
4050300425641	DULUX T/E PLUS 42 W/830	Shipping carton box 10	218 mm x 191 mm x 140 mm	5.83 dm ³	999.00 g

The mentioned product code describes the smallest quantity unit which can be ordered. One shipping unit can contain one or more single products. When placing an order, for the quantity please enter single or multiples of a shipping unit.

DISCLAIMER

Subject to change without notice. Errors and omission excepted. Always make sure to use the most recent release.

OSRAM DULUX T/E PLUS | CFLni, 3 tubes, with 4-pin base for ECG operation

Product name	Product name ECG	EAN	Nominal current	Nominal wattage + Power loss	Luminous flux at	Number of lighting outlets
DULUX T/E PLUS 42 W/830	QTi DALI-T/E 1x18-57 DIM	4008321060808	0.21 A	47.00 W	3200 lm	1
	QTi DALI-T/E 2x18-42 DIM	4008321060822	0.39 A	90.00 W	3200 lm	2
	QTi-T/E 1x18-57 DIM	4008321060860	0.21 A	47.00 W	3200 lm	1
	QTi-T/E 2x18-42 DIM	4008321060846	0.39 A	90.00 W	3200 lm	2
	QT-M 2x26-42/220-240 S	4008321110022	0.39 A	92.00 W	3200 lm	2
	QTP-M 1x26-42	4008321329134	0.20 A	46.00 W	3200 lm	1
	QTP-M 2x26-32	4008321329158	0.20 A	46.00 W	3200 lm	1
	QTP-T/E 1x26-42, (2x26)	4008321537089	0.20 A	45.00 W	3200 lm	1