

# PRODUCT FAMILY DATASHEET

## OSRAM DULUX F

Flat CFLni, 2 tubes, with 4-pin base for ECG/CCG operation



---

### AREAS OF APPLICATION

- Offices, public buildings
- Shops
- Supermarkets and department stores
- Hotels, restaurants
- Industry

---

### PRODUCT BENEFITS

- Very economical
- Good quality of light
- Excellent luminous efficiency
- Extremely low profile
- Long service life

---

### PRODUCT FEATURES

- Short and compact pin-base lamp with double-turn tubes
- Single-ended four-pin plug-in 2G10 base
- Average life: 10,000 h
- Color rendering index  $R_a$ : 80...89

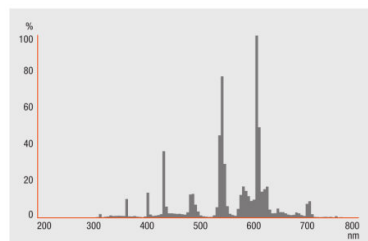



TECHNICAL DATA

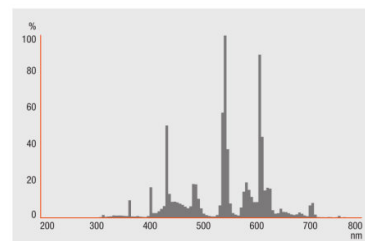
Product description	Electrical data		Photometrical data					Dimensions & weight		Temperatures & operating conditions	Lifespan
	Nominal wattage	Rated wattage	Nominal luminous flux	Luminous flux at	Rated luminous flux	Color temperature	Color rendering index Ra	Diameter	Overall length	Rated ambient temp.w. max.luminous flux	Nominal lamp life time
DULUX F 18 W/830 2G10	18.00 W	18.00 W	1100 lm	1100 lm	1100 lm	3000 K	80...89	17.5 mm	122.0 mm	25.0 °C	13000 h
DULUX F 18 W/840 2G10	18.00 W	18.00 W	1100 lm	1100 lm	1100 lm	4000 K	80...89	17.5 mm	122.0 mm	25.0 °C	13000 h
DULUX F 24 W/827 2G10	24.00 W	24.00 W	1700 lm	1700 lm	1700 lm	2700 K	80...89	17.5 mm	165.0 mm	25.0 °C	13000 h
DULUX F 24 W/830 2G10	24.00 W	24.00 W	1700 lm	1700 lm	1700 lm	3000 K	80...89	17.5 mm	165.0 mm	25.0 °C	13000 h
DULUX F 24 W/840 2G10	24.00 W	24.00 W	1700 lm	1700 lm	1700 lm	4000 K	80...89	17.5 mm	165.0 mm	25.0 °C	13000 h
DULUX F 36 W/827 2G10	36.00 W	36.00 W	2800 lm	2800 lm	2800 lm	2700 K	80...89	17.5 mm	217.0 mm	25.0 °C	13000 h
DULUX F 36 W/830 2G10	36.00 W	36.00 W	2800 lm	2800 lm	2800 lm	3000 K	80...89	17.5 mm	217.0 mm	25.0 °C	13000 h
DULUX F 36 W/840 2G10	36.00 W	36.00 W	2800 lm	2800 lm	2800 lm	4000 K	80...89	17.5 mm	217.0 mm	25.0 °C	13000 h

Product description	Rated lamp life time	Service life	Additional product data		Certificates & standards		Country specific categorizations
			Base (standard designation)	Mercury content	Energy efficiency class	Energy consumption	ILCOS
DULUX F 18 W/830 2G10	13000 h	9000 h <sup>1)</sup>	2G10	2.5 mg	A	20 kWh/1000h	FSD-18/830-E-2G10-90/122
DULUX F 18 W/840 2G10	13000 h	9000 h <sup>1)</sup>	2G10	2.5 mg	A	20 kWh/1000h	FSD-18/840-E-2G10-90/122
DULUX F 24 W/827 2G10	13000 h	9000 h <sup>1)</sup>	2G10	2.5 mg	A	27 kWh/1000h	FSS-24/827-E-2G10-90/165
DULUX F 24 W/830 2G10	13000 h	9000 h <sup>1)</sup>	2G10	2.5 mg	A	27 kWh/1000h	FSD-24/830-E-2G10-90/165
DULUX F 24 W/840 2G10	13000 h	9000 h <sup>1)</sup>	2G10	2.5 mg	A	27 kWh/1000h	FSD-24/840-E-2G10-90/165
DULUX F 36 W/827 2G10	13000 h	9000 h <sup>1)</sup>	2G10	2.5 mg	A	40 kWh/1000h	FSS-36/827-E-2G10-90/217
DULUX F 36 W/830 2G10	13000 h	9000 h <sup>1)</sup>	2G10	2.5 mg	A	40 kWh/1000h	FSD-36/830-E-2G10-90/217
DULUX F 36 W/840 2G10	13000 h	9000 h <sup>1)</sup>	2G10	2.5 mg	A	40 kWh/1000h	FSD-36/840-E-2G10-90/217

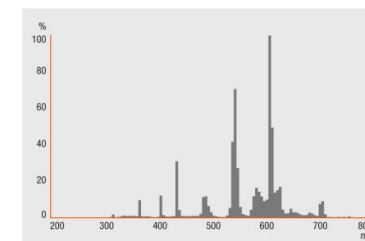
<sup>1)</sup> With preheat ECG



DULUX F 18 W/830 2G10, DULUX F 24 W/830 2G10, DULUX F 36 W/830 2G10



DULUX F 18 W/840 2G10, DULUX F 24 W/840 2G10, DULUX F 36 W/840 2G10



DULUX F 24 W/827 2G10, DULUX F 36 W/827 2G10

DULUX F 18 W/830 2G10, DULUX F 18 W/840 2G10, DULUX F 24 W/827 2G10, DULUX F 24 W/830 2G10, DULUX F 24 W/840 2G10, DULUX F 36 W/827 2G10, DULUX F 36 W/830 2G10, DULUX F 36 W/840 2G10

### EQUIPMENT / ACCESSORIES

- Suitable for operation on electronic and conventional control gear

### SAFETY ADVICE

In case of lamp breakage: [www.ledvance.com/brokenlamp](http://www.ledvance.com/brokenlamp)

### APPLICATION ADVICE

For more detailed application information and graphics please see product datasheet.

## LOGISTICAL DATA

Product code	Product description	Packaging unit (Pieces/Unit)	Dimensions (length x width x height)	Volume	Gross weight
4050300333540	DULUX F 18 W/830 2G10	Shipping carton box 10	280 mm x 105 mm x 150 mm	4.41 dm <sup>3</sup>	1066.00 g
4050300333526	DULUX F 18 W/840 2G10	Shipping carton box 10	280 mm x 105 mm x 150 mm	4.41 dm <sup>3</sup>	1066.00 g
4050300333625	DULUX F 24 W/827 2G10	Shipping carton box 10	280 mm x 105 mm x 195 mm	5.73 dm <sup>3</sup>	1319.00 g
4050300333601	DULUX F 24 W/830 2G10	Shipping carton box 10	280 mm x 105 mm x 195 mm	5.73 dm <sup>3</sup>	1319.00 g
4050300333588	DULUX F 24 W/840 2G10	Shipping carton box 10	280 mm x 105 mm x 195 mm	5.73 dm <sup>3</sup>	1319.00 g
4050300312187	DULUX F 36 W/827 2G10	Shipping carton box 10	275 mm x 105 mm x 245 mm	7.07 dm <sup>3</sup>	1631.00 g
4050300299051	DULUX F 36 W/830 2G10	Shipping carton box 10	275 mm x 105 mm x 245 mm	7.07 dm <sup>3</sup>	1631.00 g
4050300299037	DULUX F 36 W/840 2G10	Shipping carton box 10	275 mm x 105 mm x 245 mm	7.07 dm <sup>3</sup>	1631.00 g

The mentioned product code describes the smallest quantity unit which can be ordered. One shipping unit can contain one or more single products. When placing an order, for the quantity please enter single or multiples of a shipping unit.

## DISCLAIMER

Subject to change without notice. Errors and omission excepted. Always make sure to use the most recent release.