



## LIGHT KIT MAIN SQUARE 3MT



Product code	Colour
7511-30-30	Black
7511-30-31	White
7511-30-42	Satin silver

### General Specifications

Product type	: Tracks
Mounting type	: Ceiling - surface, Pendant
Description	: 3-phase tracks
Indoor/outdoor lights	: Indoor

### Physical Specifications

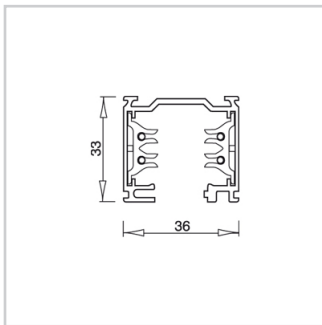
Load capacity (Kg)	: The track has a load capacity of 2Kg every 200mm, with a maximum distance of 800mm between the fixing points. For a 10Kg load every 200mm, a maximum fixing distance of 400 mm is recommended.
--------------------	--

### Electrical Specifications

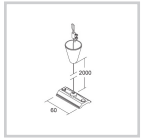
Current (A)	: 16
Glow wire (°C)	: 850
Voltage (V)	: 230/440

### Weight and Dimensions

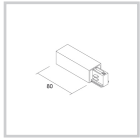
Shape	: Square
Length (mm)	: 3000
Width (mm)	: 36
Height (mm)	: 33



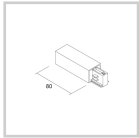
## Accessories



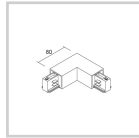
7606-00-30/31  
Suspension kit



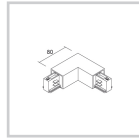
7652-10-W20/30/31  
Right live-end



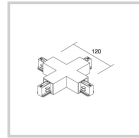
7652-11-W20/30/31  
Left live-end



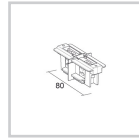
7655-10-W20/30/31  
Inside L joint



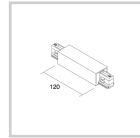
7655-11-W20/30/31  
Outside L joint



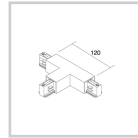
7657-10-W20/30/31  
X joint



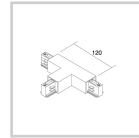
7654-10-W30/31  
Mechanical straight joint



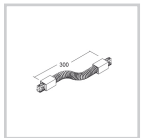
7653-10-W20/30/31  
Central connector and straight joint



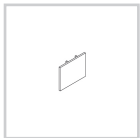
7656-10-W20/30/31  
Right T joint



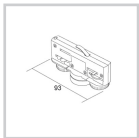
7656-11-W20/30/31  
Left T joint



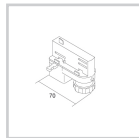
7658-10-W20/30/31  
Flexible joint



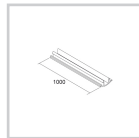
7659-00-W20/30/31  
Dead end



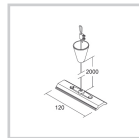
7600-00-20/30/31  
Electro/mechanical adapter



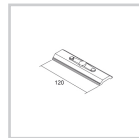
7601-00-W20/30/31  
Mechanical/electrical adapter



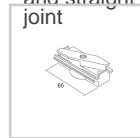
7624-00-30/31  
Track cover



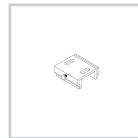
7606-05-30/31  
Suspension kit



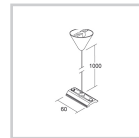
7606-04-00  
Plate



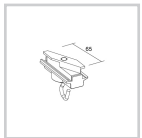
7625-00-30/31/52  
Mechanical adapter



7607-00-00  
Ceiling kit



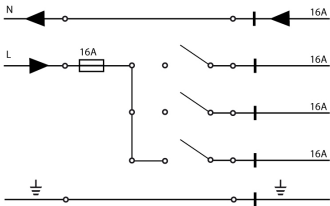
7626-00-00  
Suspension kit



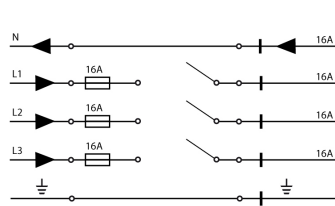
7617-00-30/31/52  
Mechanical adapter with hook

## Pictures and Applications

SCHEMA ELETTRICO / WIRING DIAGRAMS



SCHEMA ELETTRICO / WIRING DIAGRAMS



CAPACITÀ DI CARICO / LOAD CAPACITY

