

# PRODUCT DATASHEET

## P CLAS A 40 FR 5 W/2700K E27

PARATHOM CLASSIC A | LED lamps, classic bulb shape



---

### AREAS OF APPLICATION

- Domestic applications
- General illumination
- Outdoor applications only in suitable luminaires

---

### PRODUCT BENEFITS

- Low energy consumption
- Easy replacement of classic lamps thanks to compact design
- Instant 100 % light, no warm-up time

---

### PRODUCT FEATURES

- LED alternative to conventional lamps
- Mercury-free lamps
- Made in Germany (versions up to incl. 75 W replacement)



**TECHNICAL DATA**

Electrical data

<b>Rated wattage</b>	5.00 W
<b>Nominal wattage</b>	5.00 W
<b>Nominal voltage</b>	220...240 V
<b>Operating frequency</b>	50...60 Hz
<b>Power factor <math>\lambda</math></b>	> 0.50
<b>Claimed equiv. conventional lamp power</b>	40 W

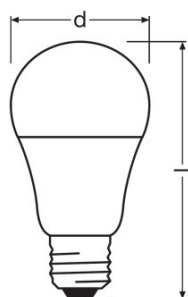
Photometrical data

<b>Nominal luminous flux</b>	470 lm
<b>Rated luminous flux</b>	470 lm
<b>Rated color temperature</b>	2700 K
<b>Lumen main.fact.at end of nom.life time</b>	0.70
<b>Light color (designation)</b>	Warm White
<b>Color temperature</b>	2700 K
<b>Luminous flux</b>	470 lm
<b>Color rendering index Ra</b>	$\geq 80$
<b>Standard deviation of color matching</b>	$\leq 6$ sdc <sub>m</sub>
<b>Color rendering index Ra</b>	$\geq 80$

Light technical data

<b>Warm-up time (60 %)</b>	< 0.50 s
<b>Starting time</b>	< 0.5 s

Dimensions & weight



<b>Overall length</b>	112.0 mm
<b>Diameter</b>	60.0 mm
<b>Outer bulb</b>	A60

<b>Length</b>	112.0 mm
---------------	----------

### Temperatures & operating conditions

<b>Maximum temperature at tc test point</b>	82 °C
---	-------

### Lifespan

<b>Nominal lamp life time</b>	15000 h
<b>Rated lamp life time</b>	15000 h
<b>Number of switching cycles</b>	100000
<b>Lumen maintenance at end of service life</b>	0.70

### Additional product data

<b>Base (standard designation)</b>	E27
<b>Mercury content</b>	0.0 mg
<b>Mercury-free</b>	Yes
<b>Design / version</b>	Frosted
<b>Show WEEE picto</b>	Yes
<b>Product remark</b>	All technical parameters apply to the entire lamp/Due to the complex production process for light-emitting diodes, the typical values shown for the technical LED parameters are purely statistical values that do not necessarily match the actual technical parameters of each individual product, which can vary from the typical value

### Capabilities

<b>Dimmable</b>	No
-----------------	----

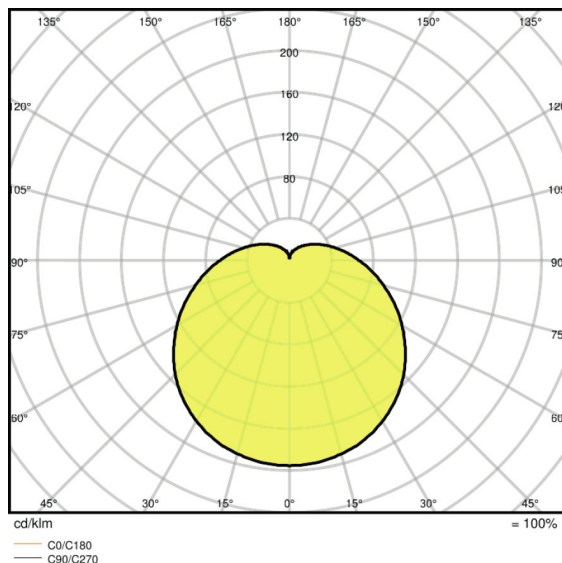
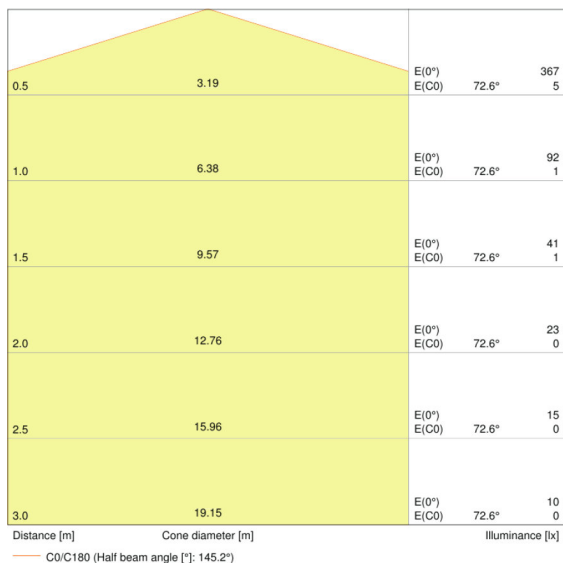
### Certificates & standards

<b>Energy efficiency class</b>	A+
<b>Energy consumption</b>	5 kWh/1000h

### Country-specific categorizations

<b>ILCOS</b>	DRAA/F-5,5/827-220-240-E27-60
<b>Order reference</b>	LEDPCLA40 5W/82

Light Distribution



LDC typ cone

LDC typ polar

LOGISTICAL DATA

Product code	Packaging unit (Pieces/Unit)	Dimensions (length x width x height)	Gross weight	Volume
4058075027091	Folding carton box 1	61 mm x 61 mm x 109 mm	51.00 g	0.41 dm <sup>3</sup>
4058075027107	Shipping carton box 10	325 mm x 136 mm x 126 mm	600.00 g	5.57 dm <sup>3</sup>

The mentioned product code describes the smallest quantity unit which can be ordered. One shipping unit can contain one or more single products. When placing an order, for the quantity please enter single or multiples of a shipping unit.

REFERENCES / LINKS

For further products and actual information concerning LED lamps see

- ▶ [www.ledvance.com/ledlamps](http://www.ledvance.com/ledlamps)

For Guarantee see

- ▶ [www.ledvance.com/guarantee](http://www.ledvance.com/guarantee)

DISCLAIMER

Subject to change without notice. Errors and omission excepted. Always make sure to use the most recent release.