















# Chorus

## LUX PLATES

	Technopolymer	Painted technopolymer	Metallised technopolymer
	<p><b>MILK WHITE</b></p>  <p>GW 16 202 TB 2 gang GW 16 203 TB 3 gang GW 16 204 TB 4 gang GW 16 206 TB 6 gang</p> <p><b>TONER BLACK</b></p>  <p>GW 16 202 TN 2 gang GW 16 203 TN 3 gang GW 16 204 TN 4 gang GW 16 206 TN 6 gang</p>	<p><b>TITANIUM</b></p>  <p>GW 16 202 VT 2 gang GW 16 203 VT 3 gang GW 16 204 VT 4 gang GW 16 206 VT 6 gang</p> <p><b>SLATE</b></p>  <p>GW 16 202 VA 2 gang GW 16 203 VA 3 gang GW 16 204 VA 4 gang GW 16 206 VA 6 gang</p>	<p><b>CHROME</b></p>  <p>GW 16 202 MC 2 gang GW 16 203 MC 3 gang GW 16 204 MC 4 gang GW 16 206 MC 6 gang</p> <p><b>GOLD</b></p>  <p>GW 16 202 MO 2 gang GW 16 203 MO 3 gang GW 16 204 MO 4 gang GW 16 206 MO 6 gang</p>
	<p><b>MAPLE</b></p>  <p>GW 16 202 LA 2 gang GW 16 203 LA 3 gang GW 16 204 LA 4 gang GW 16 206 LA 6 gang</p>	<p><b>WENGE</b></p>  <p>GW 16 202 LW 2 gang GW 16 203 LW 3 gang GW 16 204 LW 4 gang GW 16 206 LW 6 gang</p>	<p><b>CHERRY</b></p>  <p>GW 16 202 LC 2 gang GW 16 203 LC 3 gang GW 16 204 LC 4 gang GW 16 206 LC 6 gang</p>
	<p><b>BLACK</b></p>  <p>GW 16 202 PN 2 gang GW 16 203 PN 3 gang GW 16 204 PN 4 gang GW 16 206 PN 6 gang</p>	<p><b>WHITE</b></p>  <p>GW 16 202 PB 2 gang GW 16 203 PB 3 gang GW 16 204 PB 4 gang GW 16 206 PB 6 gang</p>	<p><b>RUBY</b></p>  <p>GW 16 202 PR 2 gang GW 16 203 PR 3 gang GW 16 204 PR 4 gang GW 16 206 PR 6 gang</p>
	<p><b>ICE</b></p>  <p>GW 16 202 CG 2 gang GW 16 203 CG 3 gang GW 16 204 CG 4 gang GW 16 206 CG 6 gang</p>	<p><b>AQUAMARINE</b></p>  <p>GW 16 202 CA 2 gang GW 16 203 CA 3 gang GW 16 204 CA 4 gang GW 16 206 CA 6 gang</p>	<p><b>OCHRE</b></p>  <p>GW 16 202 CO 2 gang GW 16 203 CO 3 gang GW 16 204 CO 4 gang GW 16 206 CO 6 gang</p>

For customized plates please contact our GEWISS Sales Organization

**LUX PLATES**

DOMESTIC RANGES



**GLAMOUR RED**



- GW 16 202 MR 2 gang
- GW 16 203 MR 3 gang
- GW 16 204 MR 4 gang
- GW 16 206 MR 6 gang

**BRUSHED ALUMINIUM**



- GW 16 202 MS 2 gang
- GW 16 203 MS 3 gang
- GW 16 204 MS 4 gang
- GW 16 206 MS 6 gang

**GUNBARREL GREY**



- GW 16 202 ML 2 gang
- GW 16 203 ML 3 gang
- GW 16 204 ML 4 gang
- GW 16 206 ML 6 gang

**CHIC BLUE**



- GW 16 202 MH 2 gang
- GW 16 203 MH 3 gang
- GW 16 204 MH 4 gang
- GW 16 206 MH 6 gang

**PEARLY BRONZE**




- GW 16 202 MP 2 gang
- GW 16 203 MP 3 gang
- GW 16 204 MP 4 gang
- GW 16 206 MP 6 gang

**OXIDISED FINISH**



- GW 16 202 MD 2 gang
- GW 16 203 MD 3 gang
- GW 16 204 MD 4 gang
- GW 16 206 MD 6 gang



**WHITE**



- GW 16 202 XB 2 gang
- GW 16 203 XB 3 gang
- GW 16 204 XB 4 gang
- GW 16 206 XB 6 gang

**BLACK**



- GW 16 202 XN 2 gang
- GW 16 203 XN 3 gang
- GW 16 204 XN 4 gang
- GW 16 206 XN 6 gang



**BRUSHED STAINLESS STEEL**



- GW 16 202 MI 2 gang
- GW 16 203 MI 3 gang
- GW 16 204 MI 4 gang
- GW 16 206 MI 6 gang

**ALUMINIUM**

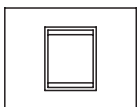


- GW 16 202 XA 2 gang
- GW 16 203 XA 3 gang
- GW 16 204 XA 4 gang
- GW 16 206 XA 6 gang

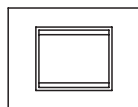
**TITANIUM**



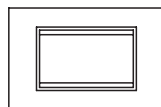
- GW 16 202 XT 2 gang
- GW 16 203 XT 3 gang
- GW 16 204 XT 4 gang
- GW 16 206 XT 6 gang



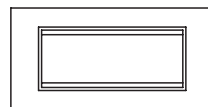
2 gang



3 gang











4 gang



6 gang

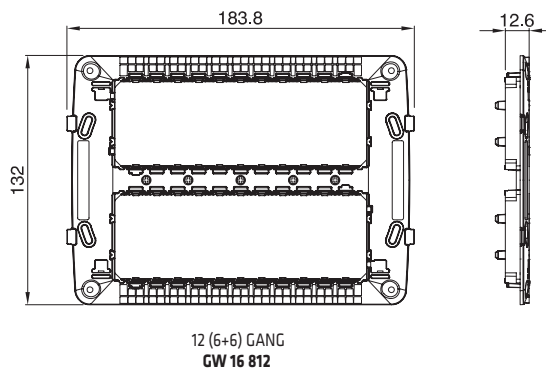
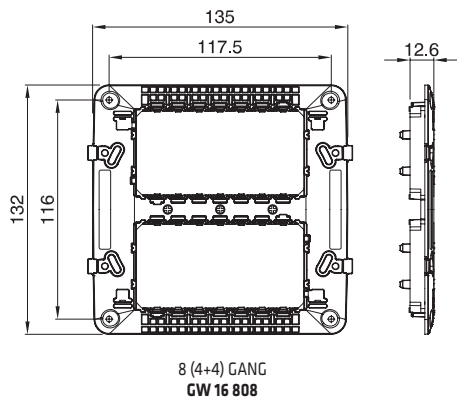
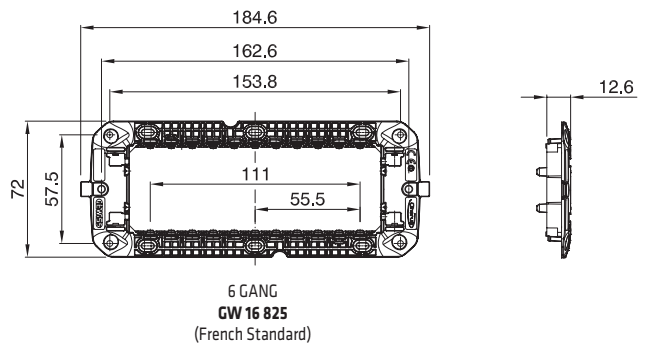
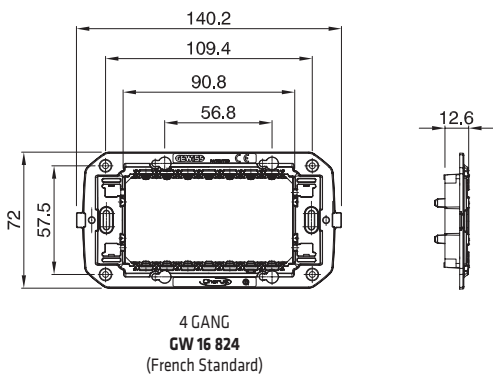
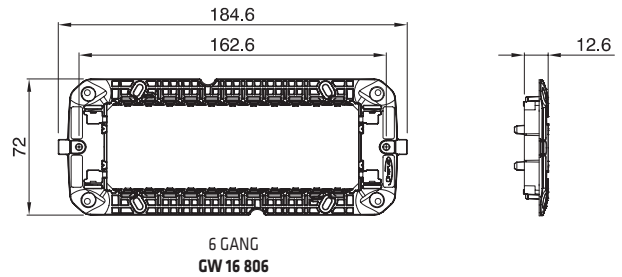
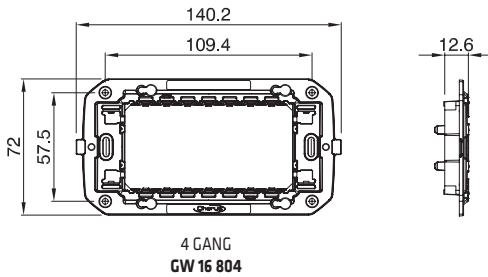
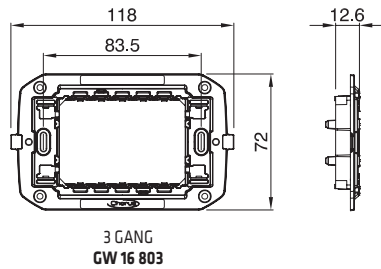
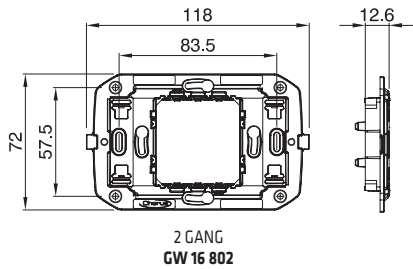
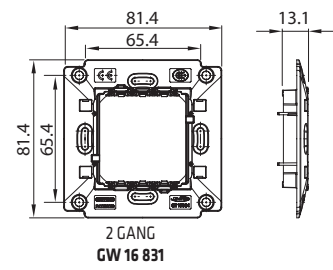
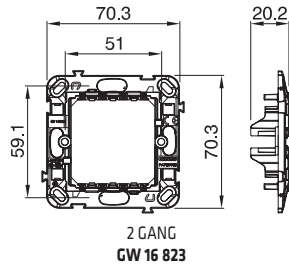
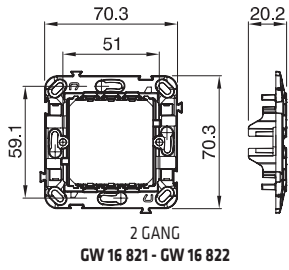
**Combination of modular devices and plates**

Plates		Modular devices							
		Conventional commands	Electronic push-buttons	Touch commands	Socket-outlets / other devices	Touch command modules			
						Conventional	KNX	KNX with interchangeable symbols	
ONE		✓	✓	✓	✓	-	-	-	
GEO		✓	✓	✓	✓	-	-	-	
LUX		✓	✓	✓	✓	-	-	-	
ART		✓	✓	✓	✓	-	-	-	
ICE	ICE		✓	✓	✓	✓	-	-	-
	ICE Touch (1, 2 or 3 printed symbols)		-	-	-	-	✓	-	-
	ICE Touch KNX (2, 4 or 6 printed symbols)		-	-	-	-	-	✓	-
	ICE Touch KNX		-	-	-	-	-	-	✓

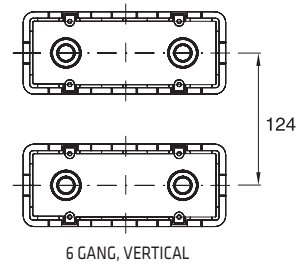
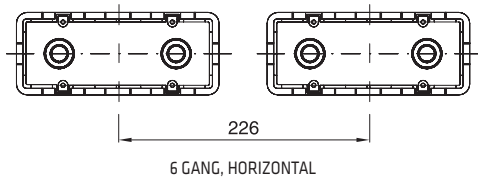
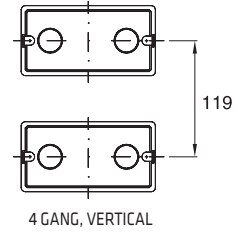
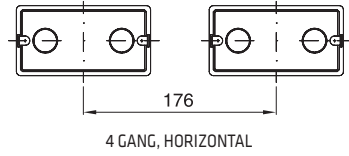
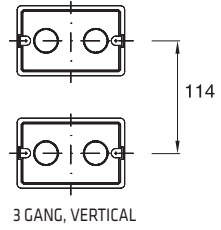
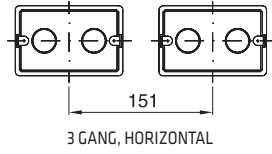
# Chorus

## Dimension tables

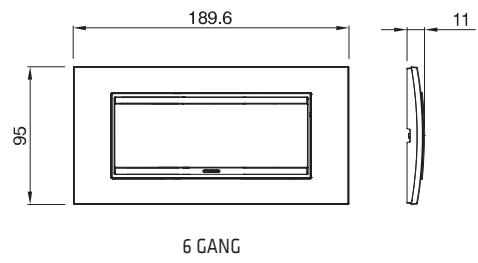
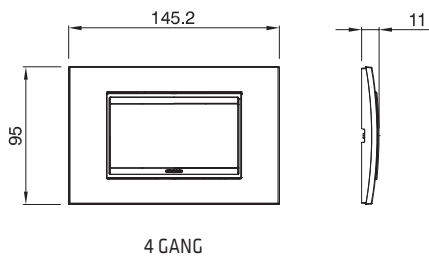
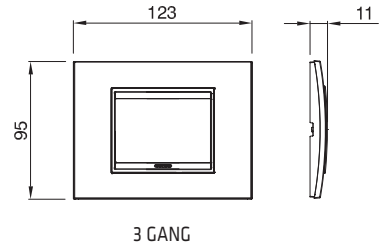
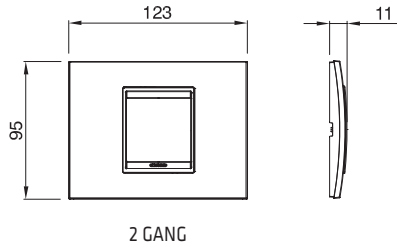
### SUPPORTS



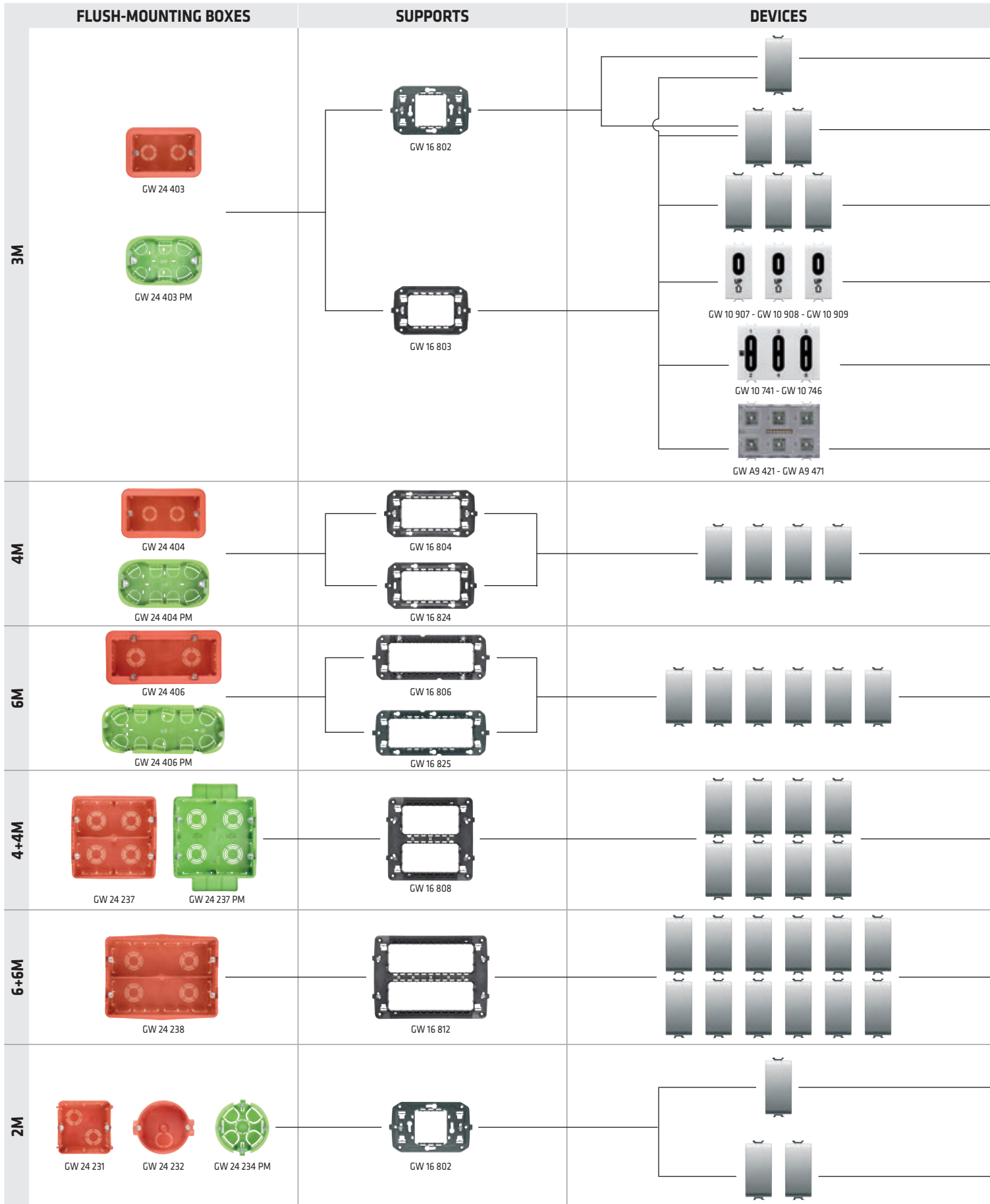
## CENTRE DISTANCE OF BOXES FOR THE CORRECT FIXING OF THE CHORUS ONE, GEO, LUX AND ART PLATES (MINIMUM RECOMMENDED DISTANCES)



LUX PLATES



# Chorus



**PLATES**



GW 16 101 xx



GW 16 401 xx



GW 16 102 xx



GW 16 402 xx



GW 16 202 xx



GW 16 302 xx



GW 16 103 xx



GW 16 403 xx



GW 16 203 xx



GW 16 303 xx



GW 16 903 xx



GW 16 951 xx



GW 16 952 xx



GW 16 953 xx



GW 16 962 xx



GW 16 964 xx



GW 16 966 xx


**ICE TOUCH KNX (for push-button panel modules with interchangeable icons)**




GW 16 946 xx




GW 16 104 xx




GW 16 404 xx




GW 16 204 xx



GW 16 304 xx




GW 16 904 xx



GW 16 106 xx



GW 16 406 xx



GW 16 206 xx



GW 16 108 xx



GW 16 112 xx



GW 16 101 xx



GW 16 401 xx



GW 16 102 xx



GW 16 402 xx



GW 16 202 xx



GW 16 302 xx