

# PRODUCT DATASHEET

## P PAR16 100 36° 9.1 W/4000K GU10

PARATHOM PAR16 | LED reflector lamps PAR16 with retrofit pin base



---

### AREAS OF APPLICATION

- Shops
- Hospitality
- Museums, art galleries
- Residential interiors
- As a downlight for marking walkways, doors, stairs, etc.
- Spotlighting for accents
- Display cabinets and shop windows
- Spotlighting heat-sensitive objects such as food, plants, etc.
- Outdoor applications only in suitable luminaires

---

### PRODUCT BENEFITS

- Low energy consumption
- Easy replacement of halogen lamps due to compact full glass design and single optic
- Instant 100 % light, no warm-up time
- Ideal for economical spotlighting

---

### PRODUCT FEATURES

- Professional LED alternative to high voltage halogen lamps
- Mercury-free lamps
- Made in Germany



**TECHNICAL DATA**

## Electrical data

<b>Rated wattage</b>	9.10 W
<b>Nominal wattage</b>	9.10 W
<b>Nominal voltage</b>	220...240 V
<b>Claimed equiv. conventional lamp power</b>	100 W
<b>Operating frequency</b>	50...60 Hz
<b>Power factor <math>\lambda</math></b>	0.80

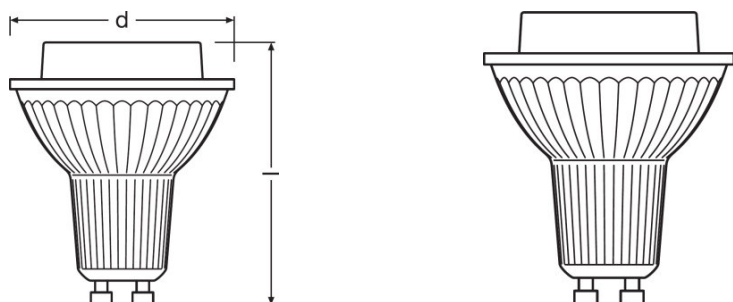
## Photometrical data

<b>Nominal luminous flux</b>	750 lm
<b>Rated luminous flux</b>	750 lm
<b>Rated color temperature</b>	4000 K
<b>Lumen main.fact.at end of nom.life time</b>	0.70
<b>Light color (designation)</b>	Cool White
<b>Color temperature</b>	4000 K
<b>Luminous flux</b>	750 lm
<b>Color rendering index Ra</b>	$\geq 80$
<b>Standard deviation of color matching</b>	$\leq 5$ sdc <sub>m</sub>
<b>Color rendering index Ra</b>	$\geq 80$
<b>Nominal useful luminous flux 90°</b>	750 lm
<b>Rated useful luminous flux 90°</b>	750 lm
<b>Rated peak intensity</b>	1280 cd

## Light technical data

<b>Beam angle</b>	36 °
<b>Warm-up time (60 %)</b>	0.50 s
<b>Starting time</b>	0.5 s
<b>Nominal beam angle</b>	36 °
<b>Rated beam angle (half peak value)</b>	36.00 °

### Dimensions & weight



<b>Overall length</b>	62.0 mm
<b>Diameter</b>	51.0 mm
<b>Outer bulb</b>	PAR51
<b>Length</b>	62.0 mm
<b>Maximum diameter</b>	51.0 mm

### Temperatures & operating conditions

<b>Maximum temperature at tc test point</b>	118 °C
---	--------

### Lifespan

<b>Nominal lamp life time</b>	15000 h
<b>Rated lamp life time</b>	15000 h
<b>Number of switching cycles</b>	100000

### Additional product data

<b>Base (standard designation)</b>	GU10
<b>Mercury content</b>	0.0 mg
<b>Mercury-free</b>	Yes
<b>Show WEEE picto</b>	Yes
<b>Product remark</b>	All technical parameters apply to the entire lamp/Due to the complex production process for light-emitting diodes, the typical values shown for the technical LED parameters are purely statistical values that do not necessarily match the actual technical parameters of each individual product, which can vary from the typical value

### Capabilities

<b>Dimmable</b>	No
-----------------	----

### Certificates & standards

<b>Energy efficiency class</b>	A+
--------------------------------	----

Energy consumption

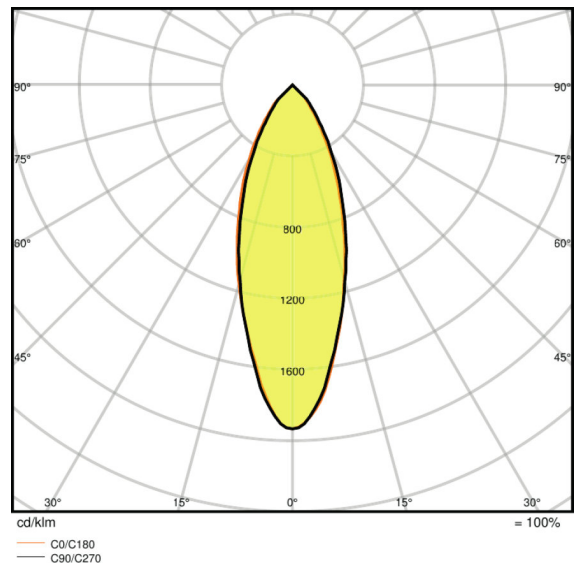
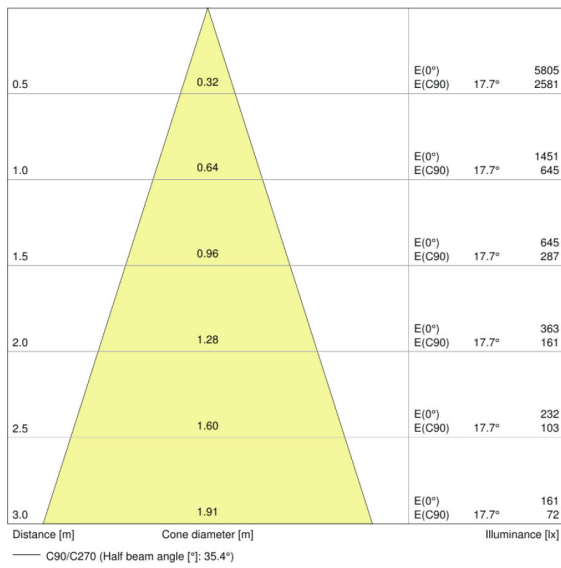
10 kWh/1000h

Country-specific categorizations

Order reference

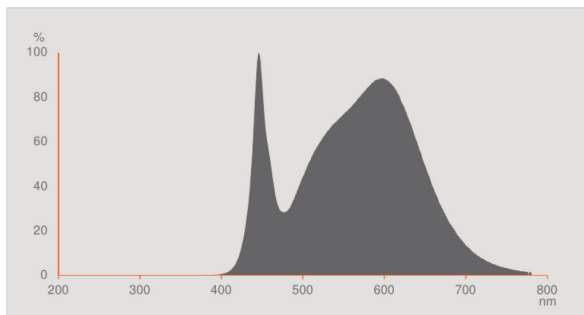
LPPAR1610036 9,

Light Distribution



LDC typ cone

LDC typ polar



Spectral power distribution

**LOGISTICAL DATA**

Product code	Packaging unit (Pieces/Unit)	Dimensions (length x width x height)	Gross weight	Volume
4058075096509	Folding carton box 1	49 mm x 49 mm x 62 mm	84.00 g	0.15 dm <sup>3</sup>
4058075096516	Shipping carton box 10	255 mm x 107 mm x 72 mm	900.00 g	1.96 dm <sup>3</sup>

The mentioned product code describes the smallest quantity unit which can be ordered. One shipping unit can contain one or more single products. When placing an order, for the quantity please enter single or multiples of a shipping unit.

**REFERENCES / LINKS**

For further products and actual information concerning LED lamps see

- ▶ [www.ledvance.com/ledlamps](http://www.ledvance.com/ledlamps)

For Guarantee see

- ▶ [www.ledvance.com/guarantee](http://www.ledvance.com/guarantee)

**DISCLAIMER**

Subject to change without notice. Errors and omission excepted. Always make sure to use the most recent release.