

Chorus

ONE PLATES

Technopolymer

MILK WHITE



GW 16 101 TB	1 gang
GW 16 102 TB	2 gang
GW 16 103 TB	3 gang
GW 16 104 TB	4 gang
GW 16 106 TB	6 gang
GW 16 108 TB	4+4 gang
GW 16 112 TB	6+6 gang

IVORY



GW 16 101 TI	1 gang
GW 16 102 TI	2 gang
GW 16 103 TI	3 gang
GW 16 104 TI	4 gang
GW 16 106 TI	6 gang

TITANIUM



GW 16 101 VT	1 gang
GW 16 102 VT	2 gang
GW 16 103 VT	3 gang
GW 16 104 VT	4 gang
GW 16 106 VT	6 gang
GW 16 108 VT	4+4 gang
GW 16 112 VT	6+6 gang

TONER BLACK



GW 16 101 TN	1 gang
GW 16 102 TN	2 gang
GW 16 103 TN	3 gang
GW 16 104 TN	4 gang
GW 16 106 TN	6 gang

HEMP



GW 16 101 TC	1 gang
GW 16 102 TC	2 gang
GW 16 103 TC	3 gang
GW 16 104 TC	4 gang
GW 16 106 TC	6 gang

SLATE



GW 16 101 VA	1 gang
GW 16 102 VA	2 gang
GW 16 103 VA	3 gang
GW 16 104 VA	4 gang
GW 16 106 VA	6 gang

Painted technopolymer

OPAL ORANGE



GW 16 103 TO	3 gang
GW 16 104 TO	4 gang

SAPPHIRE PINK



GW 16 103 TZ	3 gang
GW 16 104 TZ	4 gang

SATIN BLACK



GW 16 103 VN	3 gang
GW 16 104 VN	4 gang
GW 16 106 VN	6 gang

CARIBBEAN BLUE



GW 16 103 TL	3 gang
GW 16 104 TL	4 gang

TOPAZ BLUE



GW 16 103 TT	3 gang
GW 16 104 TT	4 gang

AMETHYST PURPLE



GW 16 103 TA	3 gang
GW 16 104 TA	4 gang

For customized plates please contact our GEWISS Sales Organization

ONE PLATES

Metallised technopolymer

CHROME



GW 16 101 MC	1 gang
GW 16 102 MC	2 gang
GW 16 103 MC	3 gang
GW 16 104 MC	4 gang
GW 16 106 MC	6 gang

GOLD



GW 16 101 MO	1 gang
GW 16 102 MO	2 gang
GW 16 103 MO	3 gang
GW 16 104 MO	4 gang
GW 16 106 MO	6 gang

Painted technopolymer - Pastel colours

RUBY



GW 16 101 VR	1 gang
GW 16 102 VR	2 gang
GW 16 103 VR	3 gang
GW 16 104 VR	4 gang
GW 16 106 VR	6 gang

SEA BLUE

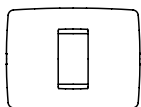


GW 16 101 VB	1 gang
GW 16 102 VB	2 gang
GW 16 103 VB	3 gang
GW 16 104 VB	4 gang
GW 16 106 VB	6 gang

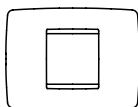
DOMESTIC RANGES

(*) Milk white and titanium

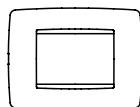
Modularity



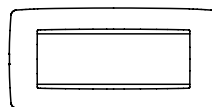
1 gang



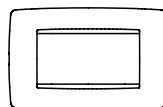
2 gang



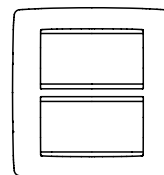
3 gang



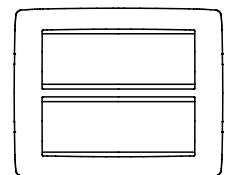
6 gang



4 gang



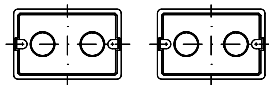
4+4 gang (*)



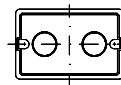
6+6 gang (*)

For customized plates please contact our GEWISS Sales Organization

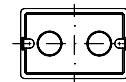
CENTRE DISTANCE OF BOXES FOR THE CORRECT FIXING OF THE CHORUS ONE, GEO, LUX AND ART PLATES (MINIMUM RECOMMENDED DISTANCES)



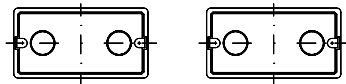
151
3 GANG, HORIZONTAL



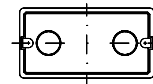
114



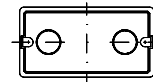
3 GANG, VERTICAL



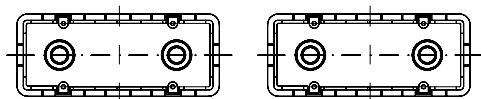
176
4 GANG, HORIZONTAL



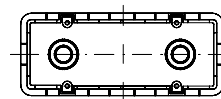
119



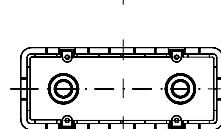
4 GANG, VERTICAL



226
6 GANG, HORIZONTAL

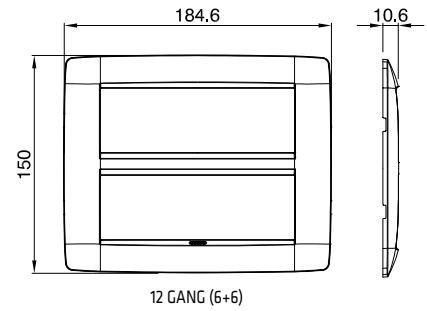
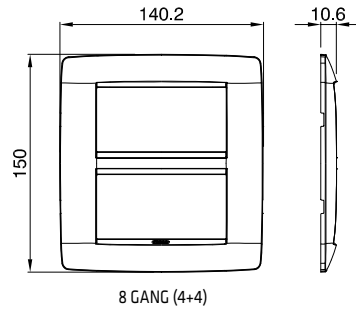
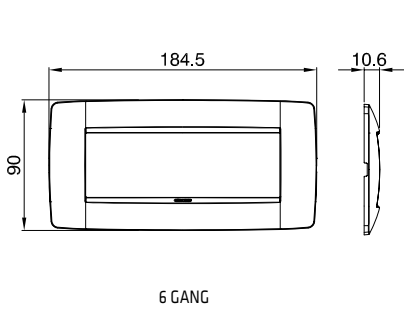
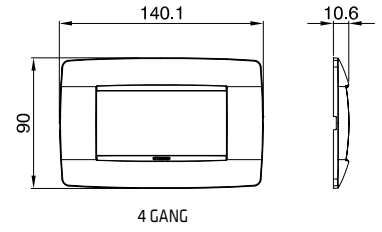
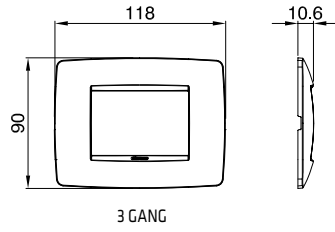
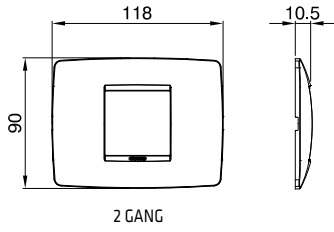
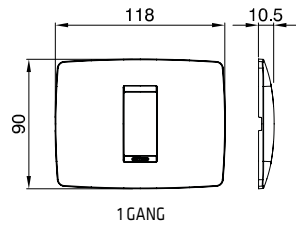


124

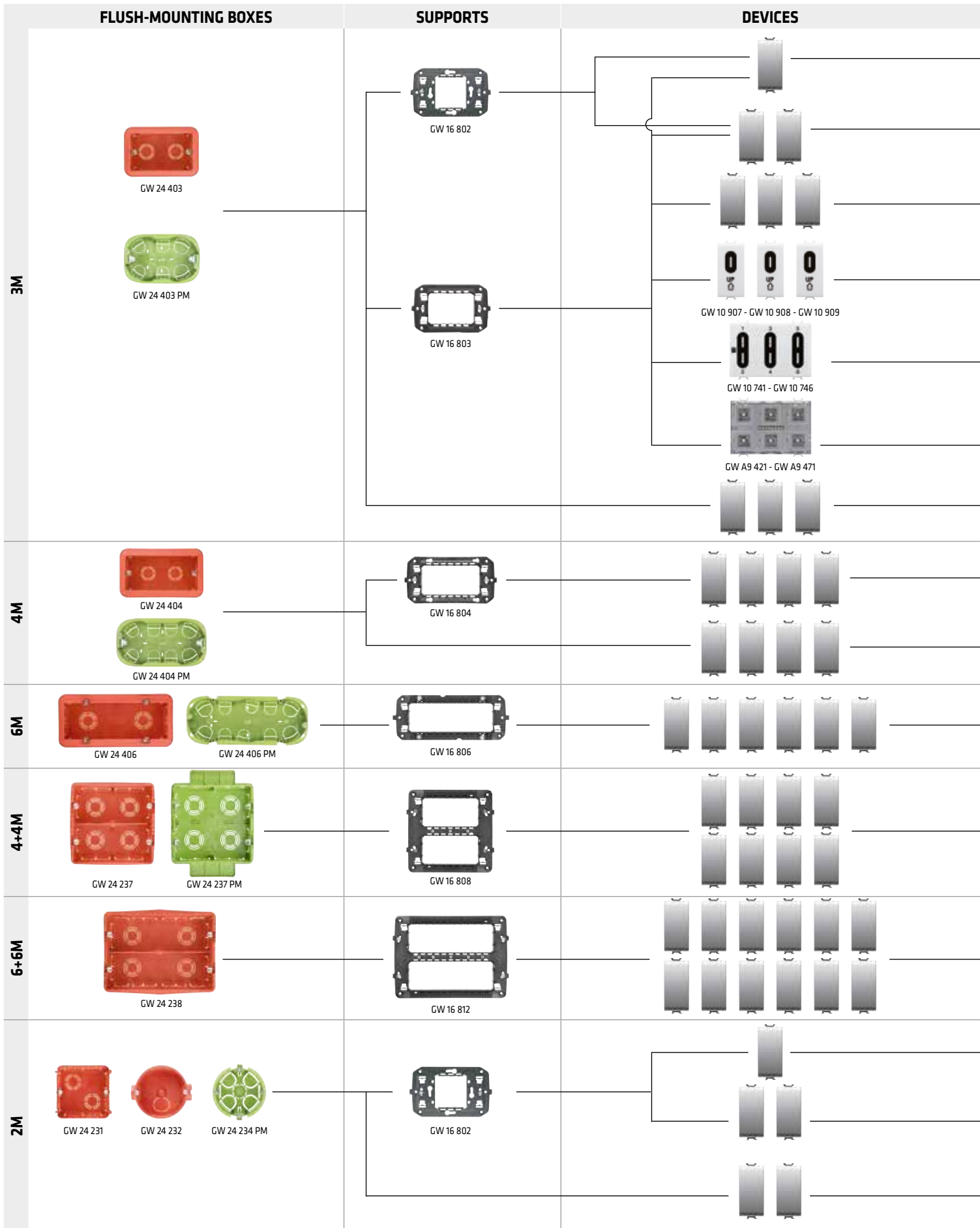


6 GANG, VERTICAL

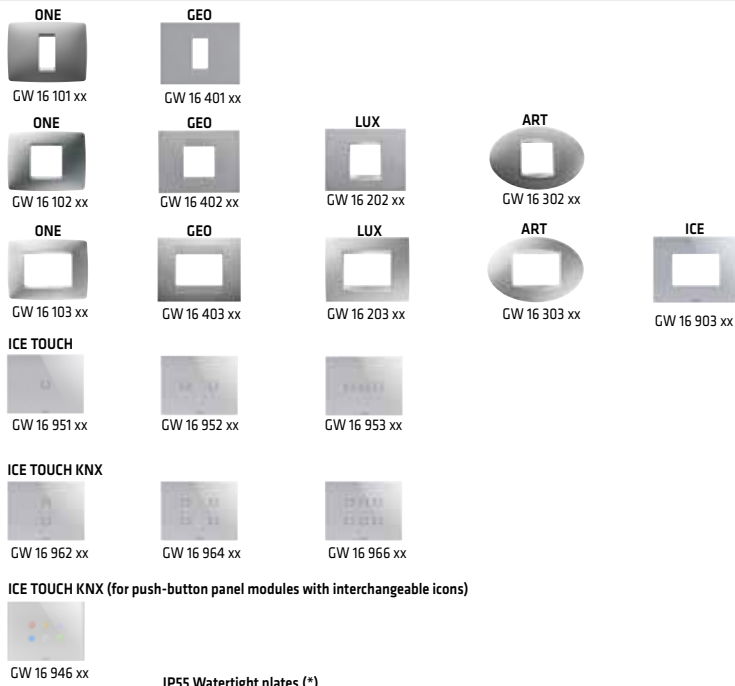
ONE PLATES



Chorus



PLATES



IP55 Watertight plates (*)



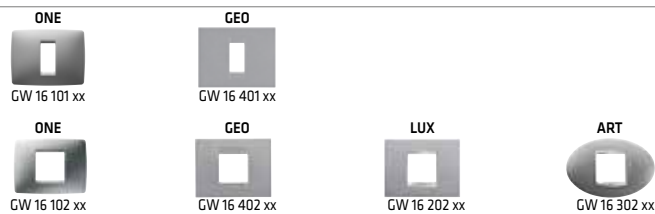
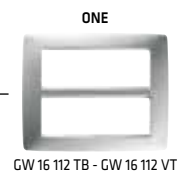

GW 16 703 xx



IP55 Watertight plates (*)



GW 16 704 xx








IP55 Watertight plates (*)



GW 16 702 xx

(*) Supports already included

Chorus

	WALL-MOUNTING AND FREE-STANDING BOXES	SUPPORTS	DEVICES
3M	 GW 16 743 - GW 16 773	 GW 16 803	
4M	 GW 16 744 - GW 16 774	 GW 16 804	
4M	 GW 16 854 - GW 16 864	 GW 16 804	
6M	 GW 16 856 - GW 16 866	 GW 16 806	

PLATES

ONE



GW 16 103 xx

ONE



GW 16 104 xx

ONE



GW 16 104 xx

ONE



GW 16 106 xx