

# PRODUCT DATASHEET

## DULUX F 36 W/830 2G10

OSRAM DULUX F | Flat CFLni, 2 tubes, with 4-pin base for ECG/CCG operation



---

### AREAS OF APPLICATION

- Offices, public buildings
- Shops
- Supermarkets and department stores
- Hotels, restaurants
- Industry

---

### PRODUCT BENEFITS

- Very economical
- Good quality of light
- Excellent luminous efficiency
- Extremely low profile
- Long service life

---

### PRODUCT FEATURES

- Short and compact pin-base lamp with double-turn tubes
- Single-ended four-pin plug-in 2G10 base
- Average life: 10,000 h
- Color rendering index  $R_a$ : 80...89



**TECHNICAL DATA**

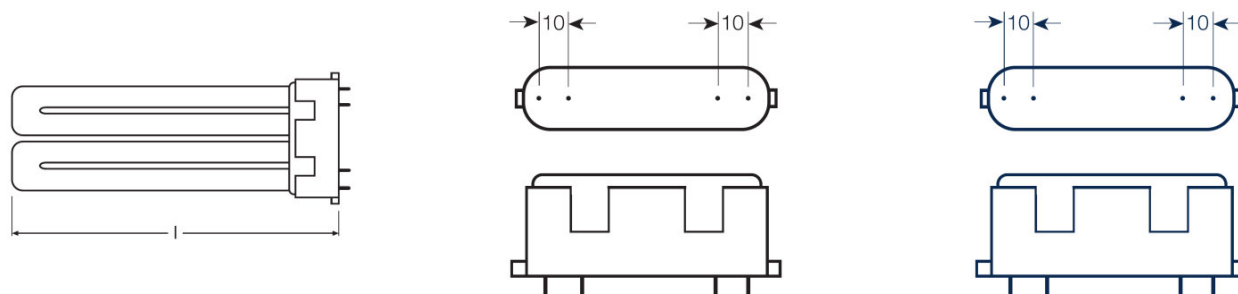
Electrical data

Nominal wattage	36.00 W
Rated wattage	36.00 W

Photometrical data

Nominal luminous flux	2800 lm
Light color (designation)	LUMILUX Warm White
Luminous flux at	2800 lm
Rated luminous flux	2800 lm
Rated color temperature	3000 K
Color rendering index Ra	80...89
Rated LLMF at 4,000 h	0.86
Rated LLMF at 6,000 h	0.83
Rated LLMF at 8,000 h	0.81
Rated LLMF at 12,000 h	0.77
Luminance	3 cd/cm <sup>2</sup>

Dimensions & weight



Diameter	17.5 mm
Overall length	217.0 mm
Tube diameter	17.5 mm
Length	217.0 mm
Length acc. to IEC standard	217 mm
Outer bulb	T16
Maximum diameter	17.0 mm

Temperatures & operating conditions

Rated ambient temp.w.max.luminous flux	25.0 °C
--	---------

## Lifespan

Nominal lamp life time	13000 h
Rated lamp life time	13000 h
Service life	9000 h <sup>1)</sup>
Rated lamp survival factor at 2,000 h	0.99
Rated lamp survival factor at 4,000 h	0.99
Rated lamp survival factor at 6,000 h	0.99
Rated lamp survival factor at 8,000 h	0.95
Rated lamp survival factor at 12,000 h	0.64
Operation mode LLMF/LSF	HF
Lifespan	10000 h <sup>1)</sup>

<sup>1)</sup> With preheat ECG

## Additional product data

Base (standard designation)	2G10
Mercury content	2.5 mg

## Capabilities

Suitable for indoor	Yes
---------------------	-----

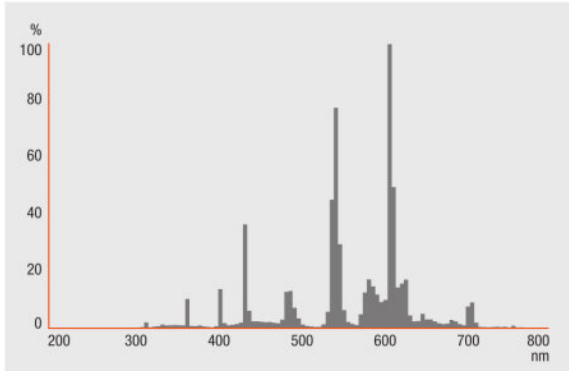
## Certificates &amp; standards

Energy efficiency class	A
Energy consumption	40 kWh/1000h

## Country specific categorizations

ILCOS	FSD-36/830-E-2G10-90/217
-------	--------------------------

Light Distribution



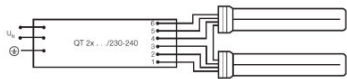
Spectral power distribution

EQUIPMENT / ACCESSORIES

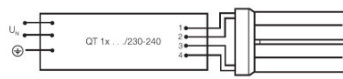
- Suitable for operation on electronic and conventional control gear

SAFETY ADVICE

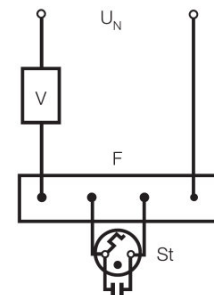
In case of lamp breakage: [www.ledvance.com/brokenlamp](http://www.ledvance.com/brokenlamp)



Circuit diagram



Circuit diagram



Circuit diagram

LOGISTICAL DATA

Product code	Product description	Packaging unit (Pieces/Unit)	Dimensions (length x width x height)	Volume	Gross weight
4050300299051	DULUX F 36 W/830 2G10	Shipping carton box 10	275 mm x 105 mm x 245 mm	7.07 dm <sup>3</sup>	1631.00 g

The mentioned product code describes the smallest quantity unit which can be ordered. One shipping unit can contain one or more single products. When placing an order, for the quantity please enter single or multiples of a shipping unit.

---

#### DISCLAIMER

Subject to change without notice. Errors and omission excepted. Always make sure to use the most recent release.

## OSRAM DULUX F | Flat CFLni, 2 tubes, with 4-pin base for ECG/CCG operation

Product name	Product name ECG	EAN	Nominal current	Nominal wattage + Power loss	Luminous flux at	Number of lighting outlets
DULUX F 36 W/830 2G10	QTi 1x14/24/21/39 GII	4008321383334	0.15 A	34.00 W	2750 lm	1
	QTi 2x14/24/21/39 GII	4008321383396	0.29 A	66.00 W	2800 lm	2
	QTi DALI 1x36 DIM	4050300870427	0.16 A	36.00 W	2900 lm	1
	QTi DALI 2x36 DIM	4050300870885	0.31 A	69.00 W	2900 lm	2
	QT-M 2x26-42/220-240 S	4008321110022	0.30 A	70.00 W	2700 lm	2
	QTP-DL 1x36-40	4008321117908	0.17 A	35.00 W	2800 lm	1
	QTP-DL 2x36-40	4008321117922	0.33 A	68.00 W	2800 lm	2
	QTP-M 1x26-42	4008321329134	0.16 A	35.00 W	2700 lm	1
	QTP-M 2x26-32	4008321329158	0.30 A	68.00 W	2700 lm	2
	QTP-OPTIMAL 1x18-40	4008321873743	0.15 A	34.00 W	2700 lm	1
	QTP-OPTIMAL 2x18-40	4008321873767	0.30 A	67.00 W	2700 lm	2