

PRODUCT DATASHEET

FC 22 W/840

LUMILUX T5 FC | Circular fluorescent lamps 16 mm, with 2GX13 base



AREAS OF APPLICATION

- Public buildings
- Offices
- Restaurants
- Industry
- Shops
- Supermarkets and department stores
- Hotels

PRODUCT BENEFITS

- Extremely economical
- Good quality of light
- Excellent luminous flux
- Excellent uniform illumination with no shadows
- Good average life (with OSRAM ECG)

PRODUCT FEATURES

- Good color rendering group: 1B (R_a : 80...89)
- Dimmable (from 100...1 % with QTi DALI/DIM ECG)
- Single-ended round fluorescent lamp
- Tube diameter: 16.0 mm



TECHNICAL DATA

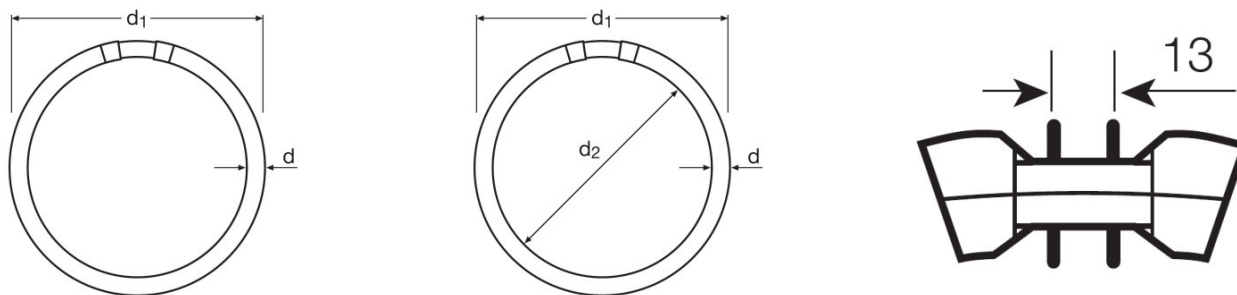
Electrical data

Nominal wattage	22.00 W
Rated wattage	22.30 W

Photometrical data

Rated lamp efficacy (standard condition)	81 lm/W
Color rendering index Ra	≥80
Rated luminous flux	1800 lm
Luminous flux at 25 °C	1900 lm
Light color	840
Rated color temperature	4000 K
Nominal luminous flux	1900 lm
Light color (designation)	LUMILUX Cool White
Rated LLMF at 2,000 h	0.85
Rated LLMF at 4,000 h	0.83
Rated LLMF at 6,000 h	0.80
Rated LLMF at 8,000 h	0.80
Rated LLMF at 12,000 h	0.75

Dimensions & weight



Tube diameter	16 mm
Length	230.0 mm
Length with base excl. base pins/connection	225.00 mm
Diameter	16.0 mm
Maximum diameter	16.0 mm

Temperatures & operating conditions

Rated ambient temp.w.max.luminous flux	35.0 °C
--	---------

Lifespan

Service life	8000 h ¹⁾
Lifespan	12000 h ¹⁾
Rated lamp survival factor at 2,000 h	0.99
Rated lamp survival factor at 4,000 h	0.99
Rated lamp survival factor at 6,000 h	0.98
Rated lamp survival factor at 8,000 h	0.92
Rated lamp survival factor at 12,000 h	0.50
Operation mode LLMF/LSF	HF
Rated lamp life time	12000 h
Nominal lamp life time	12000 h

¹⁾ With preheat ECG

Additional product data

Base (standard designation)	2GX13
Mercury content	3.8 mg
Show WEEE picto	Yes
Product remark	Suitable for ECG operation only

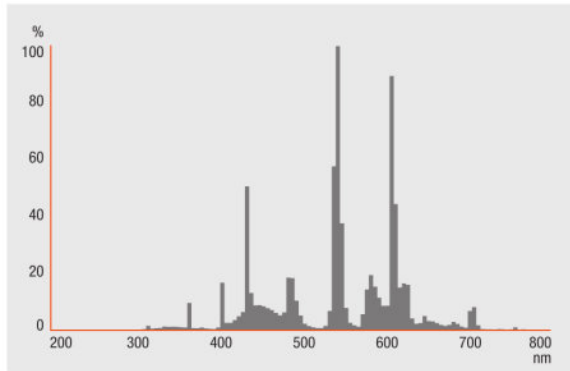
Capabilities

Suitable for indoor	Yes
----------------------------	-----

Certificates & standards

Energy efficiency class	A
Energy consumption	25 kWh/1000h

Light Distribution



Spectral power distribution

SYSTEM GUARANTEE

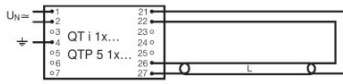
OSRAM System+ Guarantee in combination with OSRAM ECGs

EQUIPMENT / ACCESSORIES

– Exclusively for operation on electronic control gears

SAFETY ADVICE

In case of lamp breakage: www.ledvance.com/brokenlamp



Circuit diagram

Circuit diagram

LOGISTICAL DATA

Product code	Product description	Packaging unit (Pieces/Unit)	Dimensions (length x width x height)	Volume	Gross weight
4050300528465	FC 22 W/840	Shipping carton box 12	375 mm x 245 mm x 253 mm	23.24 dm ³	1865.00 g

The mentioned product code describes the smallest quantity unit which can be ordered. One shipping unit can contain one or more single products. When placing an order, for the quantity please enter single or multiples of a shipping unit.

REFERENCES / LINKS

For more information on the system guarantee and the terms and conditions of the guarantee visit

- ▶ www.ledvance.com/system-guarantee

DISCLAIMER

Subject to change without notice. Errors and omission excepted. Always make sure to use the most recent release.

LUMILUX T5 FC | Circular fluorescent lamps 16 mm, with 2GX13 base

Product name	Product name ECG	EAN	Nominal current	Nominal wattage + Power loss	Luminous flux at 35 °C	Number of lighting outlets	Luminous flux at 25 °C
FC 22 W/840	QT-ECO 1x18-24/220-240 L	4050300660417	0.16 A	22.50 W	1650 lm	1	
	QT-ECO 1x18-24/220-240 S	4050300638560	0.16 A	22.50 W	1650 lm	1	
	QTi 1x14/24/21/39 GII	4008321383334	0.15 A	25.00 W	1800 lm	1	
	QTi 1x14/24 DIM	4050300870922	0.11 A	25.00 W	1750 lm	1	
	QTi 2x14/24/21/39 GII	4008321383396	0.21 A	49.00 W	1800 lm	2	
	QTi 2x14/24 DIM	4050300870946	0.22 A	49.00 W	1750 lm	2	
	QTi 3x14/24 DIM	4008321069719	0.32 A	73.00 W	1750 lm	3	
	QTi 4x14/24 DIM	4008321069993	0.43 A	98.00 W	1750 lm	4	
	QTi DALI 1x14/24 DIM	4050300870380	0.11 A	25.00 W	1750 lm	1	
	QTi DALI 2x14/24 DIM	4050300870861	0.22 A	49.00 W	1750 lm	2	
	QTi DALI 3x14/24 DIM	4008321069955	0.32 A	73.00 W	1750 lm	3	
	QTi DALI 4x14/24 DIM	4008321070036	0.43 A	98.00 W	1750 lm	4	
	QTi DALI-T/E 1x18-57 DIM	4008321060808	0.12 A	26.00 W	1800 lm	1	
	QTi DALI-T/E 2x18-42 DIM	4008321060822	0.22 A	51.00 W	1800 lm	2	
	QTi-T/E 1x18-57 DIM	4008321060860	0.12 A	26.00 W	1750 lm	1	
	QTi-T/E 2x18-42 DIM	4008321060846	0.22 A	51.00 W	1750 lm	2	
	QT-M 2x26-42/220-240 S	4008321110022	0.36 A	54.00 W	1600 lm	2	1600 lm
	QTP-M 1x26-42	4008321329134	0.12 A	25.00 W	1800 lm	1	
	QTP-M 2x26-32	4008321329158	0.22 A	49.00 W	1800 lm	2	