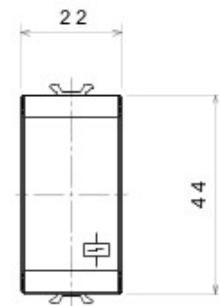
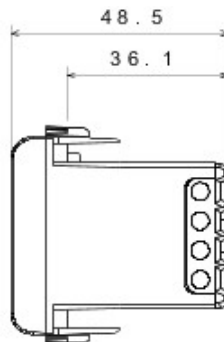





Wide range of switches, energy sockets (compliant with national and international standards), data sockets, devices for the management of climate control, comfort, technical alarms signalling, emergency lighting. The Chorus modular devices are available in four colors, glossy white, satin black, painted titanium and glossy ivory and in different modularities, 1/2, 1, 2 and 3 modules. Thanks to the frame supports for rectangular, square and round boxes, the devices allow you to create endless combinations with the range of Chorus plates.

Category	Relay	Output contacts	10 AX 250V ac
Type	Latching relay	Colour	White
No. of poles	1P	Voltage	230V ac
Standard	EN 60669-1 - EN 60669-2-2	Frequency	50/60 Hz
Resistance at test voltage	2000 V at 50 Hz for 1 minute	Insulation resistance	> 5 MOhm
Wiring terminals	With screw	Breaking capacity	1.25 In (200 position changes)
Prolonged operation (no.of position changes)	40.000 at In 250 V ac cosØ=0,6	Thermo-pressure with ball	125 °C
Glow Wire Test	850 °C	Terminal grip on cable traction	> 50 N
Terminal tightening capacity flexible cables (mm2)	1x4 / 2x2,5	Terminal tightening capacity rigid cables (mm2)	2x2,5
No. Chorus modules	1	Rated power (AC1)	2300 VA
Rated power (AC15)	500 VA	230V incandescent-halogen lamps	1000 W
Fluorescent lamps with electronic ballast	400 W	Fluorescent lamps with compensated ballast	360 W
CFL lamps	200 W	230V LED lamps	200 W
Halogen/LED lamps with electronic transformer	200 W	Halogen/LED lamps with electromechanical transformer	400 W
Electrocod	140		

DIMENSIONAL



TECHNICAL SYMBOLOGY



125 °C



850 °C

STANDARDS/APPROVALS

