




Ceiling Lights | 220-240 V | topLED 20 W 350 mA | CRI 90
8259N



Technical data	
Installation position	Wall lights
Installation environment	Indoor
Light Source	LED
Optics	General Lighting
Light emission direction	downward and upward
Power	20 W
Luminous flux (source)	2642 lm
Frequency	60 - 50 Hz
CCT / Tonaltà	4000 K
Colour rendering index	90 Ra
Safety class	1
IP	IP40
Glow wire test	650°
Direct mounting on normally flammable surfaces	No
CE	No
ETL	No
Driver included	Yes
Dimmable article	Phase cut
Induzione	No
Emergency mode	No
Motion sensor	No
Directional	No
Tilting	No
Walk-over	No
Drive-over	No
Cable included	No
Resin potting	No
Net weight	3.1 Kg

Finishing diffuser	
Material	PMMA
Colour	opaline

Finishing mounting frame	
Material	Iron
Colour	embossed white RAL 9003
Processing	Coating

Ceiling Lights | 220-240 V | topLED 20 W 350 mA | CRI 90
8259N

Double emission ceiling lights for indoor application. The natural white LED light source with a general lighting light distribution is composed of 108 topLED LEDs with CCT of 4000 K and a CRI 90; the source luminous flux is 2642 lm, with a 132.1 lm/W nominal luminous efficacy and an operating lifetime (L70) of 72.5000 hours.

The diffuser is made of pmma; the mounting frame is made of iron, with a embossed white ral 9003 finish, processed by means of coating. The ingress protection degree is IP40; the total weight is of 3.1 kg. The power supply driver is included in the delivery.

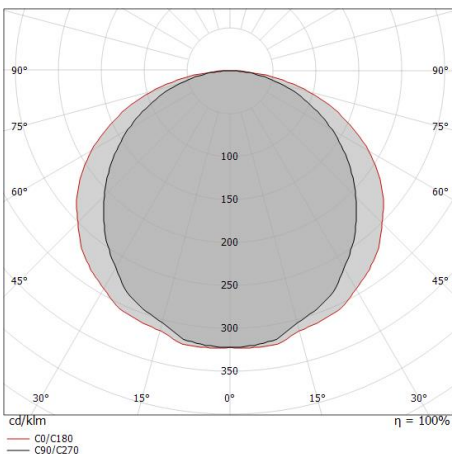
The total absorbed power is 20 W.

The device features protection class I and can be wall lights-mounted.

Illuminotechnical Features	
Light Output Ratio (LOR)	66 %
Luminous flux (source)	2642 lm
Luminaire luminous flux	1750 lm
Consumption	20 W
Luminaire efficacy	87 lm/W
Colour temperature	4000 K
Standard Deviation of Colour Matching	3 Step MacAdam
Colour rendering index	90 Ra
Life / Failure ratio	L70C0B20 72.5H

UGR	
X=4H Y=8H	S=0.25H
Reflection factor	70/50/20
UGR transversal	< 22
UGR axial	< 16

OPTICAL	
Light distribution simmetry	Asymmetrical
Ottica C0/C180	129°
Ottica C90/C270	110°



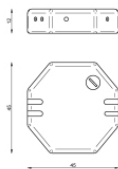
Distance [m]	Cone diameter [m]	Illuminance [lx]	E(0°)	E(C90)	E(C0)
0.5	1.43 2.09	2258 213 91	55.0°	55.0°	64.4°
1.0	2.86 4.17	564 53 23	55.0°	55.0°	64.4°
1.5	4.28 6.26	251 24 10	55.0°	55.0°	64.4°
2.0	5.71 8.35	141 13 6	55.0°	55.0°	64.4°
2.5	7.14 10.44	90 9 4	55.0°	55.0°	64.4°
3.0	8.57 12.52	63 6 3	55.0°	55.0°	64.4°

Distance [m] Cone diameter [m] Illuminance [lx]

— C0/C180 (Half-peak divergence: 128.8°)
 — C90/C270 (Half-peak divergence: 110.0°)



Box_SB | Ceiling Lights | Accessories
8259N



Dimmer
PUSH DIM, 220-240V

Code
KIT0026